

Estudio Group Product and Services

❖ Learning Studio and Work Studio

- Product and Services
- Continuing Education
- Consulting Services
- Vendor and Agency List



Learning Studio



Work Studio

❖ Custom Products

- **Melange:** Custom Leather Tile and Panels
- **Scienza:** Custom Recycled Glass Counters and Tabletop
- Specifications, Samples, and Technical Notes

❖ Eco Studio: Green Products

- Reclaimery Thermal Wood Decking and Cladding
- Reclaimery Thermal Wood Mosaics
- Coverings: Hardwood, Cork and Materials
- Specifications, Samples, and Technical Notes



❖ Project Studio: Creative Finishes

- Curated Stone, Tile and Decorative Products
- Engineered Concrete, Terrazzo and Quartz
- Finishes: Natural Stone, Porcelain and Masonry
- Specifications, Samples, and Technical Notes



Project Studio





Project Studio

Creative Finishes Solutions

- **Melange:** Custom Leather Tile and Panels
- Curated Stone, Tile and Decorative Products
- Engineered Concrete, Terrazzo and Quartz
- Finishes: Natural Stone, Porcelain, and Masonry



Learning Studio

Green Product Solutions

- **Scienza:** Custom Recycled Glass Counters and Tabletops
- Reclaimery Thermal Wood Decking and Cladding
- Reclaimery Thermal Wood Mosaics
- Coverings: Hardwood, Cork and Materials



Specialty Studio

Specialty and Allied Solutions

- Accessibility: Grab Bars, Seats, and Barrier-free Components
- Bath Accessories: Drains, Shower Pans, and Niches
- Install Accessories: Floor Heating, Sound, and Pedestal Systems
- Allied Products: Adhesives, Membranes, and Profiles

Training and Business Solution

- Consulting and Product Development
- Continuing Education and Product Knowledge
- Approved US and Canada CEU Provider for AIA and IDCEC
- Agency for Manufacturers



Work Studio





1 Hour, 1/2 Day and Full Day Continuing Education

Seminars; AIA and IDCEC Learning Units. Accessibility Barrier-free (BF), Sustainability Design (SD) and Health Safety Welfare (HSW) Credits.

NOTE: All topics listed below are AIA credited. **IDCEC credited topics shown in RED (IDCEC).**
Tour Options (TO), Auxiliary Programs (AP)

STONE LEARNING STUDIO

Stone Basics, Stone Art, Fabricate, Install & Maintain, #EGSBFM (IDCEC) (HSW) (TO)

- ♦ Examine what technology and equipment is used to quarry, process, and fabricate natural stone
- ♦ Evaluate and discuss how to use stone art, slabs, murals, in lays, and ornamental materials
- ♦ Understand the geology and characteristics of natural stone like marble, granite, travertine, and limestone
- ♦ Determine how to specify proper stone installation, accessibility, care and maintenance, and use of accessories

Stone as Art, #EGSTART82013 (IDCEC) (HSW)

- ♦ Types of stone art, quarrying, fabrication, and installation
- ♦ What is the use of stone art, shapes, and murals in residential, commercial, and hospitality projects
- ♦ Origins of Stone as Art in history and today
- ♦ Special applications for stone art carvings and ornamental designs

Natural Stone Characteristics, #EGNSC13 (AP)

- ♦ How Natural stone is processed and options in textures
- ♦ Applications and limitations of stone in the building industry
- ♦ Stone Geology and dimensional stone formations
- ♦ Care and Maintenance of stone

Care and Maintenance of Tile and Stone (Pending)

- ♦ Study the various types of Sealers
- ♦ Recognize the difference between Enhancers & Coatings for Stone
- ♦ Explain the maintenance and daily Cleaning of Stone
- ♦ Learn how to deal with Problems Solving like etches & stains

Stoneology 2.0: Stone as Art, Accessibility & Innovation, 4-hour, #EGSAAI (IDCEC) (HSW) (TO)

- ♦ Discover the origins of stone as art in history, geology, and modern day applications, innovations in fabrication and accessibility
- ♦ Examine innovations in processing, quarrying techniques, fabrication, and on-site tour of facilities, slab yards and quarries

TILE LEARNING STUDIO

Porcelain, Sintered, Stone, and Quartz, and Decorative Latest Technology, #EGPSQT (IDCEC) (HSW) (TO)

- ♦ Understand technology in manufacturing including standard tests and comparison of technical
- ♦ Examine use of adhesives, accessories, membranes, profiles, care and maintenance and allied products
- ♦ Identify what porcelain, sintered, stone, quartz, and decorative products are
- ♦ Review new standards for installation methods for countertop, floor and veneer

Decorative Products Glass, Metals, Tile and Stone, #EGDPG

- ♦ How to install and properly specify decorative products
- ♦ Custom options and issues in using decorative products
- ♦ How are decorative products like glass, metals, tile and stone manufactured
- ♦ Maintenance and restoration of decorative products

Porcelain and Ceramic Basics, #EGPCB13 (HSW) (AP)

- ♦ Latest manufacturing technology including technical tests & standards
- ♦ Examine use of accessories, membranes, profiles, crack isolation, sound isolation and waterproofing
- ♦ What are the types of porcelain and decorative products?
- ♦ New standards for installation methods for countertop, floor & veneer

Modern Fabrication Installation and Pedestal Systems (Pending)

- ♦ Discuss veneer applications for porcelain, terra cotta and stone
- ♦ Examine modern countertop fabrication on stone, porcelain & quartz
- ♦ Explore paving, pedestal systems and allied products
- ♦ Identify specialty installation options and materials

Tileology 2.0: Porcelain Latest Technology, Sound, & Waterproofing, 4-hour, #EGPTSW (IDCEC) (HSW) (TO)

- ♦ Discover the history of porcelain and decorative tile and the latest technology including installation methods and materials
- ♦ Examine innovations in manufacturing and materials including on-site tour of facility, showroom or plant



THE AIA/CES REGISTERED PROVIDER PROGRAM

The AIA plays an active role in the continuing education of its members. We strive to provide valued opportunities for AIA members to maximize their professional skills through effective learning partnerships with firms, continuing education providers and all AIA components. The Interior Design Continuing Education Council develops and maintains the standards for all interior design continuing education courses.

Estudio Provider Numbers: AIA - K100 / IDCEC - 12-00001139

• Green - Eco Studio • Training - Learning Studio • Finishes - Project Studio • Consulting - Work Studio

Estudio Group LLC • Phone: 800.784.0231

e-mail: info@estudiogroup.net • www.estudiogroup.net



1 Hour, 1/2 Day and Full Day Continuing Education Seminars; AIA and IDCEC Learning Units
Accessibility Barrier-free (BF), Sustainability Design (SD) and Health Safety Welfare (HSW) Credits

NOTE: All topics listed below are AIA credited. **IDCEC credited topics shown in RED (IDCEC).**
Tour Options (TO), Auxiliary Programs (AP)

BUILDING MATERIAL LEARNING STUDIO

Coverings: Hardwood, Cork and Leather, #EGCVA13 (IDCEC) (HSW)

- ♦ How is cork and leather processed and used in construction?
- ♦ Sustainable options for coverings
- ♦ Understanding hardwood species and applications
- ♦ Installation and refinishing of coverings

Exploring Balconies, Decks and Terraces Using Barrier-free Drains and Pedestal Systems, #EGEBDT19 (IDCEC) (HSW) (BF) (TO)

- ♦ Explore the challenge of specifying materials on balconies, decks and terraces
- ♦ Discover how to identify proper waterproofing and drainage systems
- ♦ Develop an understanding on how to use barrier-free drains and profiles on exterior projects
- ♦ Examine the use of pedestal and rail systems based on modern technology

Art and Science of Engineered Concrete, Glass, Quartz and Terrazzo, #EGENA (HSW) (AP)

- ♦ Art of installing Concrete and Terrazzo
- ♦ What are sustainable engineered materials?
- ♦ What is the Science of manufacturing Quartz and Recycled Glass countertops and tiles?
- ♦ Applications and options in specifying engineered material

Outscapes: Designing with Masonry, Brick and Terra Cotta (Pending)

- ♦ Differentiate types of masonry, brick and terra cotta
- ♦ Understand how to use masonry and brick on exterior veneer
- ♦ Study roofing options using terra cotta, concrete and stone
- ♦ Learn tips on specifying, installation and application for paving

Materialology: Curating Finishes, Coverings, and Masonry, Modern Technology & Installation, 4-hour, #EGMAT0519 (IDCEC) (HSW) (TO)

- ♦ Understand the characteristics and geology of natural stone and quarrying, processing, and fabrication methods
- ♦ Discover modern technology in manufacturing including technical tests and standards for porcelain, quartz, Sintered, masonry and decorative products
- ♦ Identify the wood species, cork harvesting, leather tanning and uses in design
- ♦ Examine innovations in manufacturing, quarrying techniques, fabrication, and on-site tour of facilities, showroom and plant

ACCESSIBILITY GREEN LEARNING STUDIO

Universal Design, ADA, Barrier-free, Accessories, Transitions, Material Concepts, #EGUDAT219 (IDCEC) (HSW) (BF) (TO)

- ♦ Explain Universal Design, ADA, accessibility, aging in place and how they enhance the comfort of building occupants
- ♦ Understand how accessories and hardware assist barrier-free access for bath, shower, toilet rooms, and wet areas
- ♦ Examine how profiles, transitions and materials are used in modern installations for improved safety and quality of life
- ♦ Identify materials concepts that will contribute to wellness and healthier buildings

Market Trends That Affect Your Business Surviving, #EGMTB14 (IDCEC) (SD) (HSW) (TO)

- ♦ How current trends like using longer life cycle products, repurposing, and recycling affect material choices
- ♦ How technology and evidence-based design changes the types of materials used on projects
- ♦ What are the three generations of consumer & contemporary design?
- ♦ How to identify real green concepts and the driver for improved Indoor Air Quality (IAQ)

Green Issues in Finishes, Coverings & Coatings, #GIFC (IDCEC) (HSW) (SD) (TO)

- ♦ Gain insight on how stone, tile, glass and masonry contribute to green building
- ♦ Understand how cleaners, coatings, and sealers can be used to improve indoor air quality
- ♦ Examine current green building standards
- ♦ Explore sustainable coverings including leather, wood, recycled glass, quartz and terrazzo

Sustainable Coverings, #EGCOV13 (HSW) (SD) (TO) (AP)

- ♦ How is leather, cork, and wood coverings used in green building?
- ♦ How sustainable concrete material is manufactured and used in construction?
- ♦ What are the current green codes and standards?
- ♦ Process for reclaiming recycled glass and how it can be used in tile and countertop applications

Solving Accessibility: Barrier-free Using Tile and Stone (Pending)

- ♦ Evaluate options for accessories in barrier-free and identify how to use profiles and grab bars in Universal Design
- ♦ Review and discuss standards and codes for grab bars and showers
- ♦ Gain in-sight on aging and accessibility in modern design

Estudio Group LLC is a member of NSI, CTDA, and USGBC. The presenter, Fred Jackson, CTC, CSI has over 25 years building industry experience and has been a speaker/trainer at NSI, Stone Expo, Coverings, KBIS, CTDA, USGBC, TTMAC, and BSI conferences and events.



All listed seminars would greatly benefit architects, designers, builders, facility managers, sales representatives, and showroom personnel. For more information call 800.784.0231, email info@estudiogroup.net or visit www.estudiogroup.net.

• Green - Eco Studio

• Training - Learning Studio

• Finishes - Project Studio

• Consulting - Work Studio

Estudio Group LLC • Phone: 800.784.0231

e-mail: info@estudiogroup.net • www.estudiogroup.net

2.2020

Page 2 of 2

Anaheim, CA • Austin, TX • Clifton, NJ • Phone: 714.813.6598 • Fax: 714.276.9111



Project Studio

Estudio Melange Custom Leather and Wood

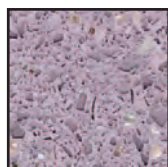
- Floor Tile
- Wall Covering
- Furniture
- Doors and Inlay Cabinets



Acadia Forest



Penobscot Blue



Deer Isle Violet




Katahdin White



Kieno Black




Monhegan Sun



Casco Seafoam



Kezar Blue



Schoodic Red




- Handmade in the USA
- Unlimited design choices
- Recycled options




Custom Design Options



Sketch




Color Rendering



Completed Mosaic

Murals and Medallions Stone, Glass, and Tile

- 100% hand made in the USA
- Custom sizes and designs available



Great Blue Heron Mural

Estudio Scienza Engineered

- Custom recycled glass
- Available in standard colors for countertops, vanities, and tile
- Custom color and sizes for bar tops, tabletops, and accessories
- Made in the USA



NOTE: Printing and website color representation is as accurate as possible. Variation is inherent in all material. Please request samples to verify color range.

Melange Custom Leather



Estudio Group LLC

• Finishes • Green • Specialty

Phone: (800) 784.0231 • (714) 813.6598

www.estudiogroup.net • sales@estudiogroup.net

• Melange Custom Leather • Wood • Materials



Melange Custom Leather and Wood Doors




Top: Cedro Wood




Top: Wengue Wood




Top: Moka Wood




Top: Noga Wood




Cedro Wood with
Leather Inserts



Wengue Wood with
Leather Inserts



Custom Leather Inserts



- Custom Color • Custom Textures
- Custom Stained Sieke Wood Options for Interior Doors

Estudio
Group LLC

Toll Free: 800.784.0231
Phone: 714.813.6598
Fax: 714.276.9111
E-mail: info@estudiogroup.net
www.estudiogroup.net

Anaheim, CA • Austin, TX • Clifton, NJ

Melange Custom Leather and Wood

Estudio Melange Custom Leather and Wood

- Floor Tile
- Wall Covering
- Furniture
- Doors and Inlay Cabinets




Custom Design Options

- Custom color matching
- Custom sizes and textures
- Stitching and custom inlays
- Furniture, wall covering and floors

Suitable for Interior Use

- Residential
- Hospitality
- Commercial



• Printing color representation is as accurate as possible. Variation is inherent in materials. Please request samples to verify color range.



Custom Leather.Wood Project PL 7.2020

• Green - Eco Studio • Training - Learning Studio • Finishes - Project Studio • Consulting - Work Studio

Estudio Group LLC • Phone: 800.784.0231

e-mail: info@estudiogroup.net • www.estudiogroup.net

Anaheim, CA • Austin, TX • Clifton, NJ • Phone: 714.813.6598 • Fax: 714.276.9111

7.2020

CUSTOM LEATHER AND WOOD (MEL)	7.1.2020	Project Pricing
Code	Size	Net Price
MEL Custom Leather / Color / Texture	12" x 12"	\$19.14
MEL Custom Leather / Color / Texture	6" x 12"	\$19.14
MEL Custom Leather / Color / Texture	12" x 24"	\$19.14
MEL Custom Leather / Color / Texture	8" x 16"	\$19.14
MEL Custom Leather / Color / Texture	16" x 16"	\$20.57
MEL Custom Leather / Color / Texture	16" x 18"	\$20.57
MEL Custom Leather / Color / Texture	16" X 24"	\$20.57
MEL Custom Leather / Color / Texture	12" x 18"	\$20.57
MEL Custom Leather / Color / Texture	18" x 18"	\$22.00
MEL Custom Leather / Color / Texture	18" x 24"	\$22.00
MEL Custom Leather / Color / Texture	24" x 24"	\$22.00
MEL Custom Leather / Color / Texture	24" x 36"	\$22.00
MEL Custom Leather / Color / Texture	24" x 48"	\$22.00

- Minimum order: 32 S.F.
- Shipping: \$4.00 to \$5.00 per S.F.
- Lead Time: 8 to 12 Weeks
- Call for special quotes on large quantities
- Prices may be subject to change without notice
- Shipping terms are FOB origin

NOTE: These materials are part of the manufacturing process and no two pieces are exactly alike in color or texture.
You and your installer MUST INSPECT and blend any material required to meet owner/buyer approval
PRIOR TO INSTALLATION. Absolutely no claims will be accepted for any reason after material is installed.



INSTALLATION AND MAINTENANCE OF LEATHER FLOORS AND WALLS WITH ALUMINUM BACKING


Floors and walls are made of Melange 100% cowhide leather, vegetable tanning and finished with high quality aqueous pigment. The leather is mounted on an aluminum composite panel sheet. The installation of this product is similar to wood and the adhesives depend on the surface you are trying to use. We recommend using contact cement or any fast-drying glue or silicone. The product is not recommended for high humidity areas such as basements or bathrooms.

Leather floors and walls are the last item to be installed in a room.


1. **ACCLIMATIZATION OF THE TILES** - Remove the packaging and allow acclimatization of the tiles to the temperature and humidity of the room for a period of 48 hours. The tiles should be scattered.
2. **SURFACE PREPARATION** - The tiles either floors or walls should be applied on a clean, smooth surface.
3. **DRAFTING OF AREA TO BE INSTALLED** - Delineate the area to place the tiles with thread and chalk on walls or floor. Leave a space of 5 mm against walls, doorframes and columns.



4. **ADHESIVE APPLICATION** - Start by applying the first adhesive layer to the tile with a spatula or notched trowel from the center to the edges, this prevents the adhesive from being applied on leather finishing.



5. **TILE WORK** - very accurately align the tile with the chalk line, seat the tile and apply pressure with your hands. Hit the tile to make sure that there is good contact between it and the floor, especially in the corners and edges. Once the first tile in set, continue to the next placing the adhesive to the wall. Attach the tiles aligning them perfectly with the previous one and so on.



6. APPLICATION OF CARNAUBA WAX - FLOOR ONLY, apply two to three coats of Carnauba wax for floors by hand or using an electric sander, leave the floors to dry and polish after each application. It is recommended to apply the wax three to four times per year.

FLOOR MAINTENANCE:

Depending on the product, the leather tile will adopt the characteristics of the environment and lifestyle of the area where it is installed. The leather will develop character and pleasant appearance over time. Maintenance includes vacuuming with a brush attachment or simply sweeping with a soft brush. The application of Carnauba wax is recommended every three to four months.

CONSIDERATIONS:

- Do not place rubber or unventilated mats on the floor.
- Clean up spills immediately with a damp cloth.
- Leather walls do not require the application of wax.
- To protect your floor, place pads on furniture legs to avoid marks or indentations. Preferably coated with cloth or flannel.
- Do not drag furniture or other heavy objects on the floor.
- Avoid high heels or shoes that may damage any type of natural floor like wood or cork.
- Use rugs or baseboard at the entrances in high traffic areas especially when pedestrians enter with sand or stones.

MELANGE LEATHER TECHNICAL NOTES

INTRODUCTION

Leather is and always will be a luxurious material, destined for the most exquisite needs. This natural material has the energy of being alive and leather's multiple qualities give this product it's uniqueness, warmth, exclusivity, durability and class.

Melange leather tiles add character and style to a wide range of walls, floors and headboard applications. Creativity combined with leather patterns and colors offer endless design opportunities. Floors and leather walls reveal their natural characteristics and also provide acoustic and thermal benefits.

Leather is easy to install and easy to clean.

TECHNICAL INFORMATION FOR DESIGNERS

MATERIALS

Melange leather walls and floors are mix of style, class and innovation.

Each 6 mm thick orthogonal tile has two layers: A 3mm backing, which is made out of Aluminum Composite Panel (ACP), which includes a PVC panel between two very thin layers of aluminum, and the top layer which is made out of 100% cowhide leather.



The ACP reduces the expansion of the leather and eliminates the possibilities of spaces between adjacent tiles due two changes in humidity and temperature. It also is the perfect solution for a quick and easy installation over almost every flat and even surface, requiring no specialized personnel in the installation process.

The 100% 3mm thick cowhide leather, which gives warmth, softness to touch, and design to the covering, can be chosen from a wide range of colors and patterns.

SHAPES & DIMENSIONS

The tile has a bevel on the edges, designed to have an adequate union between pieces and also to improve the products apparel and to stand out the uniqueness of the product.



FINISHINGS & COLORS

Melange floors & walls have an unlimited range of colors & textures, custom made for your needs.

APPLICATIONS

Leather tiles can be used to decorate commercial spaces such as lobbies, bars, discotheques or any special area in your home, living room, wine cellar, fireplace, dressing room, kitchen backsplash, you just name it!

Restrictions: We do not recommend Melange Leather in wet areas or high traffic areas.

MAINTENANCE

Leather is an easy cleaning and care material - just use a damp cloth and you are all set! You can also use any leather friendly product. Do not use plastic and vinyl protection products.

CAUTION! Leather absorbs liquid very fast so immediately dry surface as soon as it gets wet.

METHOD OF INSTALATION

Thanks to the aluminum backing and to the bevel, the installation of Melange floors and walls is really simple and quick. You just have to stick it to the wall with contact cement or any strong fast drying glue. You can say goodbye to grout!

LEAD TIME

We take 8 to 12 weeks to manufacture the product, once it's done, we will ship it directly to your house or business in almost any part of the world.

WARRANTY & CLAIMS

Our leather floors and walls have a 10-year wear-through warranty for residential wear, and 2-year wear-through warranty plus a 10-year structural warranty for manufacturing defects for commercial areas.

These warranties apply only for the end user and are not transferable and cover only approved and adequate applications. These warranties are valid from the purchasing date of the invoice and are valid only if the client has used all the adequate methods of maintenance that are described in the installation and maintenance manual attached to each order.

1. 10-year wear-through warranty for residential use and 2-year warranty for commercial use. It refers to the wear on the surface of the tile, the wear has to be easily visible and cover a 15% minimum in the installed floor or wall. Gloss reduction is not considered wear.
2. 10-year warranty for structural defects. Melange guarantees that the leather tile will be free of manufacturing defects for at least ten years.

Melange leather floors and walls, are submitted to leather performance tests that are required for coverings, the leather specifications are:

Material:	Cowhide leather
Description:	Full-grain leather o corrected grains
Thickness	2.5 mm y 3.5 mm
Sizes:	10x10cm to 50x120cm
Finishing	High strength polyurethane

PERFORMANCE CHARACTERISTICS

Resistance to wear– Frick Taber:	100 cycles
Abrasion test – CS-17 1Kg:	1000 cycles
Flammability test	Pass
Breaking force	>600 Lb.
Elongation	0-50%
Lightfastness	7 blues scale (50 Hours)
Static Load Limit	0.01 cm
VOC Emission – Ecologic test:	< 20 mg/Kg



• Finishes • Creative • Green Products
 • Anaheim, CA • Austin, TX • Clifton, NJ
 www.estudiogroup.net • info@estudiogroup.net
 • Phone: 800.784.0231 • 714.813.6598

EXCLUSIONS

The following are excluded from any claim possibility

A) Damage caused by scratches, gouges, scuffs, punctures, tears, indentations, burns, lack of proper furniture rests; improper storage or incident such as fire, flood (also plumbing leaks such as overflowing of sinks or similar water damage) or abuse.

Note: Sliding heavy furniture or appliances may permanently damage your leather floor.

B) Problems caused by moisture, mildew, alkaline substances or hydrostatic pressure.

C) This Warranty does not cover denting, splits, warping, soiling or abuse caused by items such as inline skates, roller skates, stiletto heels, golf shoes or pets.

D) Accidents or misuse.

E) Damages caused by installation that does not comply with Melange recommended installation procedures described on the order's attached document. Installation is the sole responsibility of the flooring contractor and/or installer.

F) Inadequate product choice for the flooring use conditions.

G) Damage due to careless maintenance. Refer to the order's attached document or our web page for maintenance Instructions, or contact Melange for recommended products.

H) Unapproved modifications or repair.

I) Damage due to exposure to excessive heat, wetness or dryness. It is recommended that relative humidity in a home remains in the healthy range of 30–60% throughout the year. Keeping humidity within this range may require the use of a dehumidifier or a humidifier depending on the climate conditions.

J) Replacement of materials, which have been installed, and that contain obvious visual defects.

K) Dissatisfaction with color, shade or texture variations from samples or printed color illustrations.

L) Damage caused by scratches, gouges, scuffs, punctures, tears, indentations, burns, lack of proper furniture rests; improper storage or incident such as fire, flood (also plumbing leaks such as overflowing of sinks or similar water damage) or abuse.

Note: Sliding heavy furniture or appliances may permanently damage your leather floor.

M) Problems caused by moisture, mildew, alkaline substances or hydrostatic pressure.



• Finishes • Creative • Green Products
• Anaheim, CA • Austin, TX • Clifton, NJ
www.estudiogroup.net • info@estudiogroup.net
• Phone: 800.784.0231 • 714.813.6598

Estudio Scienza


Custom Recycled Glass and Concrete

- Countertop, tabletop, tile, and accessories
- **Unlimited custom color and inclusion options**
- 85% post-consumer glass (by weight)

Scienza is composed of 100% post-consumer recycled glass aggregate, bicast seashells, portland type 1 cement, and a post-consumer recycled pozzolan binder and inorganic pigments.

Standard Color Palette - Pearl and Base Series

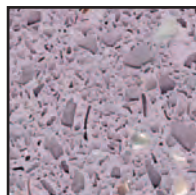
All colors available in both Pearl (inclusions) and Base Series. Textures include polished and matte.



Acadia Forest



Penobscot Blue



Deer Isle Violet




Katahdin White




Kieno Black



Monhegan Sun



Casco Seafoam



Kezar Blue



Schoodic Red

- Sustainable documentation available upon request
- **Printing and website color representation is as accurate as possible. Variation is inherent in engineered materials. Please request samples to verify color range.**



Custom Design Options

- Custom color matching
- Custom sizes and textures
- Metal decos and logo inlays
- Accessories, sinks, sills, and niches



Environment: The creation of **Scienza** is not harmful to the environment. It contains **no VOC** and is **100% recyclable** at the end of its life.



Suitable for Interior
and Exterior Use

- Residential
- Hospitality
- Commercial

Recycled Glass and Concrete



Tabletop

Interior and Exterior Use


- Countertops
- Tabletops
- Sinks
- Vanity Tops
- Shower Pans
- Bath Accessories
- Outdoor Tables
- Recreational Products
- Custom Inlay and Color Options



Countertop



Vanity Top



Custom Inlay

- Residential
- Hospitality
- Commercial
- Institutional


Estudio Scienza

Custom Recycled Glass and Concrete


- Countertop, tabletop, tile, and accessories
- **Unlimited custom color and inclusion options**
- 85% post-consumer glass (by weight)

Standard Color Pallet - Pearl and Base Series

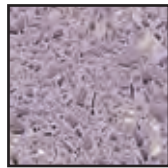
All colors available in both Pearl (inclusions) and Base Series. Textures include polished and matte.



Acadia Forest



Penobscot Blue




Deer Isle Violet



Katahdin White




Kieno Black



Monhegan Sun



Casco Seafoam



Kezar Blue



Schoodic Red



Custom Design Options

- Custom color matching
- Custom sizes and textures
- Metal decos and logo inlays
- Accessories, sinks, sills, and niches

Suitable for Interior and Exterior Use

- Residential
- Hospitality
- Commercial

Custom Colors, Design, and Sizes

Scienza is composed of 100% post-consumer recycled glass aggregate, bicast seashells, portland type 1 cement, and a post-consumer recycled pozzolan binder and inorganic pigments.

Environment: The creation of **Scienza** is not harmful to the environment. It contains **no VOC** and is **100% recyclable** at the end of its life.




Custom Accessories



Eco Studio Custom Sinks



Bath Accessories: Shelves and Shower Pans



Scienza Custom Accessories and Benches

- Sustainable documentation available upon request
- **Printing color representation is as accurate as possible. Variation is inherent in engineered materials. Please request samples to verify color range.**

Scientifica Custom Recycled Glass O Counters O Accessories



COULT FILING & INFORMATION
LIVERPOOL MARCH 1995 2010


[illegible]

Engineered Concrete Quartz Terrazzo

2011 Pricing & Information
Effective March 1st, 2011

[illegible]


	Quartzite	1/2" Molding	12-24	\$500
	24" x 24" x 1" OD	1/2" NCPC polka dots	12-24	\$10
	30" x 30" x 1" OD	flat on bottom	12-24	\$10
	36" x 36" x 1" OD	color flange	12-24	\$10
	42" x 42" x 1" OD	vertical flange	12-24	\$10
	48" x 48" x 1" OD	vertical flange	12-24	\$10
	Rosell	1/2" Molding	12-24	\$500
	24" x 1" OD	1/2" NCPC polka dots	12-24	\$10
	30" x 1" OD	flat on bottom	12-24	\$10
	36" x 1" OD	color flange	12-24	\$10
	42" x 1" OD	vertical flange	12-24	\$10
	48" x 1" OD	vertical flange	12-24	\$10



Leather Floor Tile

Recycled Leather, Cork, and Wood

- Floating floor and pre-glued options
- Natural hide leather
- Custom color options



Floor Tile



Burgundy



Ebony


Leather Colors



Mahogany



Pearl White



Toffee



Countertop Slabs

Engineered Products

- Slabs, tiles, and accessories
- New artisan edge details and liners

Cork Colors



Cork



Canyon Natural



Primo Russett



Primo B & B



Canyon Sea Green




Canyon Sepia


Concrete Products

Tile • Brick • Pavers

- Exterior and interior
- Special sizes and shapes
- Made in the USA



Sidewalk Gray



Charley Brown



Ocean Green



Plumish



Mission Red



Early Gray



Caqui



Hacienda



Charcoal Gray



Tuscan Mustard

- May contribute to LEED
- Indoor Environmental Quality (IEQ)
- Printing and website color representation is as accurate as possible. Variation is inherent in natural materials. Please request samples to verify color range.



Reclaimery Thermal Wood and Reclaimed Materials




Estudio Reclaimery Thermal Wood and Reclaimed Materials

- Floor Tile and Decking
- Wall and Cladding Applications
- Walkway and Patio
- Pedestal Systems
- Interior and Exterior


Suitable for:
• Residential
• Hospitality
• Commercial



Lunawood Decking



Mahogany Walkway and Veneer



Ash Pedestal Floor Tile




Thermo Kiln

WHAT IS THERMO TREATMENT?

Thermo-treated wood is a natural pure wood material which was treated under extremely high temperatures 400 degree F (212 C) in oxygen-free environment (just heat and water steam). After thermo-treatment wood:

- Increased weather durability - up to 25 years when applied outdoors
- Increased dimensional stability – Moisture related shrinkage and swelling is reduced by 5-15 times


HARDWOOD
Decking/ Cladding
RCW T.M. ASH
PLANK-SMOOTH




HARDWOOD
Decking/ Cladding
RCW T.M. MAHOGANY
PLANK-SMOOTH



HARDWOOD
Decking/ Cladding
RCW T.M. RADIATA PINE
PLANK-SMOOTH



HARDWOOD
Decking/ Cladding
RCW T.M. LUNAWOOD
PLANK-SMOOTH



Ash Floor and Ceiling



Pine Cladding

Thermo-treated wood:

- Repels moisture - at the molecular level and lowers the equilibrium moisture content by 50%-90%
- Enhanced Visually - the finished product has an even brown color consistent to the center of the wood and the grain structure is beautifully accented
- 100% chemically free - it is a 100% "Green" product and "Green" technology

- Printing color representation is as accurate as possible. Variation is inherent in materials. Please request samples to verify color range.

Reclaimery Project PL 10.2020



• Green - Eco Studio • Training - Learning Studio • Finishes - Project Studio • Consulting - Work Studio

Estudio Group LLC • Phone: 800.784.0231

e-mail: info@estudiogroup.net • www.estudiogroup.net

Anaheim, CA • Austin, TX • Clifton, NJ • Phone: 714.813.6598 • Fax: 714.276.9111

10.2020

- Custom Products
- Coverings - Engineered
- Finishes - Specialty



• Sales

• Consulting

• Training

RECLAIMERY THERMAL WOOD (RCW)	12.10.2020	Project Pricing
Code	Size	Net per L.F.
RCW T.M. Ash 1x8xRL Decking (TH)1x(WD)8x(RL)(EM)	Nominal Size: Thickness 1" x Width 8" x Random Length 6' - 12' End Matched Actual: 3/4" x 7.5"	\$7.49 per L.F.
RCW T.M. Ash 1x6xRL Siding/Cladding	Nominal Size: Thickness 1" x Width 6" x Random Length 6' - 12' End Matched Actual: 1" OR 3/4" (must specify) x 5.5"	Pricing on Request
RCW T.M. Mahogany 1x6xRL Decking (TH)1x(WD)6x(RL)(EM)	Nominal Size: Thickness 1" x Width 6" x Random Length 8' - 19' End Matched Actual: 1" x 6.3"	\$8.35 per L.F.
RCW T.M. Radiata Pine 2x6xRL Decking	Nominal Size: Thickness 2" x Width 6" x Random Length 14' - 16' Not End Matched Actual: 1-1/4" x 5.5"	Pricing on Request
RCW T.M. Radiata Pine 1x6xRL Siding/Cladding (TH)1x(WD)6x(RL)	Nominal Size: Thickness 1" x Width 6" x Random Length 6' - 16' Not End Matched Actual: 1" x 5.5"	\$5.38 per L.F.
RCW T.M. Lunawood D (DE) SHP SFS Profix 2	Decking: 1" x 5 1/2" (26mm x 140mm) (RL)	\$2.56 per L.F.
RCW T.M. Lunawood D (DE) SHP	Decking: 1" x 5 1/2" (26mm x 140mm) (RL)	\$2.56 per L.F.
RCW T.M. Lunawood D (DE) SHP SFS Profix 3	Decking: 1 1/4" x 6 1/2" (32mm x 166mm) (RL)	\$3.57 per L.F.
RCW T.M. Lunawood D (BT) SHP	Batten: 1 5/8" x 1 5/8" (42mm x 42mm) (RL)	\$2.12 per L.F.
RCW T.M. Lunawood D (BT) SHP	Batten: 1 5/8" x 3 5/8" (42mm x 92mm) (RL)	\$3.28 per L.F.
RCW T.M. Lunawood D (BT) SHP	Batten: 1 5/8" x 5 1/2" (42mm x 140mm) (RL)	\$5.15 per L.F.
RCW T.M. Lunawood D (FD) Triple Shadow ProFix2, Fastening Clip, 200 pcs/Box ProFix3, Fastening Clip, 50 pcs/Box	Facade: 1 1/4" x 5 1/2" (32mm x 140mm) (RL)	\$3.20 per L.F. \$52.56 per box \$36.41 per box

NOTE: 12' / 14' / 16' (RL) Lunawood ALL Random Length

(BT) Batten/Shades

(DE) Decking

(EM) End Matched

(FD) Façade

(RL) Random Length

(SD) Siding/Cladding

(TH) Thickness

(TG) Tongue & Groove

(WD) Width

- Shipping: Call for pricing
- Lead Time: 2 to 4 Weeks
- Call for special quotes on large quantities

- Prices may be subject to change without notice
- Shipping terms are FOB origin
- Nominal standards for hardwood building material

RCW Project Price List 12.2020

NOTE: These materials are part of the manufacturing process and no two pieces are exactly alike in color or texture. You and your installer MUST INSPECT and blend any material required to meet owner/buyer approval PRIOR TO INSTALLATION. Absolutely no claims will be accepted for any reasons after material is installed.



Frequently Asked Questions

ENVIRONMENTALLY SAFE?

Our thermo treatment process uses only water and electricity to create the desired results, minimally impacting the environment. When you consider this along with the fact that chemicals are never introduced, it is realized that you have a real wood product that is 100% environmentally safe and people friendly.

DOES THE PRODUCT HAVE TO BE FINISHED FOR OUTDOOR APPLICATIONS?

Thermo treated wood (TTW) is still a natural, organic material and will fade in color from UV exposure. The brown tint will fade to brown-gray over a 1 to 2 year period if untreated with a UV protectant. Although the wood is resistant to checking, it is more likely that surface checking will occur if a UV protectant is not applied. Checking of the wood has no effect on the long term durability or its resistance to rot and decay.

HOW OFTEN IS MAINTENANCE REQUIRED FOR THERMO WOOD PRODUCTS?

TTW products have increased dimensional stability which allows it to maintain its size. This ensures the products almost will not shrink or swell following the application of a protectant. When the product maintains its size it prevents the finish from cracking, which means fewer coats, less often. To restore the original color of product use surface sanding as the gray color is just on a surface layer and original color is consistent to the very center of the boards.

WHAT SHOULD BE THE REAL EXPECTATIONS RELATED TO THERMO TREATED WOOD?

- The thermo-modification increases durability of the wood 25 times on molecular level, BUT to keep thermo treated wood "in shape" it still needs the care and maintenance as other natural wood products.
- We decreased shrinkage and swelling of thermo treated wood 5-15 times, BUT not have turned the wood into the stone -- it can still move slightly with relative humidity changes and can crack if not maintained properly.
- We turn the color of TTW into a beautiful brown exotic-like tint, BUT the brown color silver under the direct sunlight, as the color of any natural material will fade, therefore it needs UV protection.

IS THE TTW TERMITE RESISTANT?

A recent research shows that thermo treated wood is much better termite resistant compared to non-treated wood. As it is still under research, we propose to use standard protectant for these applications.

CAN THERMO-TREATED WOOD BE USED WHEN CONSTANT GROUND CONTACT IS UNAVOIDABLE?

Research has shown that when thermo-treated wood is kept in constant contact with the ground it does not decay. However, due to the chemical processes that occur in wood kept in constant contact with the ground, there is some loss of strength. For the time being it is not recommended to maintain constant ground contact when using thermo-treated wood.

DOES THE PRODUCT HAVE ANY GUARANTEE?

a transferable, limited 25 year warranty on applications.

Estudio Group LLC
www.estudiogroup.net

Installation Recommendations

THERMO TREATED WOOD - IS A REAL WOOD: Cut it, sand it, nail it, drill it, paint or stain it as you would practically any standard-grade lumber. The treatment modification happens on the molecular level, but physically it is still the same specie of wood. TTW is drier (4% EMC) and slightly more brittle than untreated wood. The color is consistent throughout the product.

TTW IS NOT INTENDED TO BE USED FOR STRUCTURAL APPLICATIONS such as joists, stringers, beams, support posts, columns or other load-bearing applications. TTW has 10-25% lower density than untreated wood of the same specie, and correlated lower strength values. Decking made with TTW must be supported by use of a code-compliant substructure. We recommend 16" on-center space between joists and 1/4" gap between boards for Well Done decking products.

CUTTING AND DRILLING: The higher saw power and sharper blades, the better cut quality.

- Radial and Table Chop saws** - Use blades (10") with greater than 30-tooth carbide blades.
- For 7-1/4" circular saws**, use a 36-40 tooth carbide tipped blade.
- Hand saws** also work well with TTW. Fine tooth crosscut saws work best.
- Use standard woodworking drill bits** - extra attention should be taken when drilling near edges to avoid wood splitting.

FASTENING AND NAILING: Standard exterior grade coarse-thread screws work well. Pre-drill holes to avoid splitting at edges. Fasteners should be applied a minimum of 5/8" from board edge and a minimum of 3/4" from the board ends. Use face-fastening along with hidden fastening systems for deck surface nailing. 16D common is the maximum nail size allowed and a 10D common is the minimum. Spiral-shank nails may provide additional holding power. Nails must be exterior-grade (stainless steel or hot-dipped galvanized). Use hammers gently due to the increased brittleness of TTW products.

COATING is needed to maintain and improve the woods performance against checking and fading. We recommend the use of clear, or semi-transparent UV protectants. For example, THOMPSON, PENOFIN CLEAR or SIEKENS are commercially available. Apply coating to ALL surfaces of the wood BEFORE installation. All cut ends need to be either wax sealed (ANCHORSEAL as an example) or apply oil-based, deep penetrating stain to all cut or exposed ends.

MAINTENANCE:

Cleaning - Specific cleaning requirements for TTW may vary with climate, use, and traffic. However, because TTW is real wood, we advise against the use of harsh chemicals or power-washing as they can damage the finish of any wood product.

Coating - Treatment process gives wood a rich, exotic wood-like color, which will silver over time if not treated with a UV-resistant sealant or stain. Because of the wood's natural state, some boards may check, or crack, more than others. This checking has no effect on the long term durability of the product, nor does it affect TTW resistance to rot and decay. To enhance the product's performance against fading and checking, we recommend a semi-transparent or clear treatment. **Maintenance intervals** - Because of the increased dimensional stability of TTW, the finish works better on the surface of TTW (the finish on non-treated wood cracks due to the movement of wood and allows water to penetrate). However, the maintenance intervals may vary with climate, use, and traffic, and also depends on the maintenance recommendations of the coating manufacturer.



Thermal Wood and Reclaimed Materials
info@studiogroup.net www.estudiogroup.net

Atlantic Line



Pacific Line



Estudio Group LLC
Anaheim, CA • Austin, TX • Clifton, NJ
Toll Free: 800.784.0231
Ph: 714.813.6598 Fax: 714.276.9111
E-mail: info@studiogroup.net

● Custom Products ● Finishes ● Green
Phone: (800) 784-0231 ● (714) 813-6598
www.estudiogroup.net ● sales@estudiogroup.net
● Thermal Wood and Reclaimed Materials

WHAT IS THERMO TREATMENT?

Thermo-treated wood is a natural pure wood material which was treated under extremely high temperatures 400 degree F in oxygen-free environment (just heat and water steam). After thermo-treatment wood:

- Increased weather durability - up to 25 years when applied outdoors
- Increased dimensional stability - Moisture related shrinkage and swelling is reduced by 5-15 times
- Repels moisture - at the molecular level and lowers the equilibrium moisture content by 50%-90%
- Enhanced Visually - the finished product has an even brown color consistent to the center of the wood and the grain structure is beautifully accented.
- 100% chemically free - it is a 100% "Green" product and "Green" technology

SCIENCE

The main reason thermo-treated woods' durability and stability is the molecular changes that occur when wood undergoes the targeted temperatures during the process. More specifically, 95% of the polysaccharides (food for fungi) are removed during this high temperature stage, which dramatically increases durability. Also, the wood substantially reducing moisture related shrinking and swelling.



Normal kiln dried lumber



Thermo-treated lumber



350 year old lumber

The thermo-treatment process enhances the woods color and changes cells structure (like 350 year old lumber) creating an even brown tint that is consistent beyond the surface. Chemicals are never used during the thermo-treatment process, so the material remains environmentally safe. You and your children can walk barefoot across a thermo-treated wooden deck with certainty and peace of mind that the surface is free from harmful chemicals.


MANUFACTURING OF THERMOWOOD

The thermo-treatment technology was initially introduced in Europe more than 20 years ago and now thermo-treated products are completely substituted usage of pressure-treated lumber in Europe. In USA the first thermo-treatment plant was launched in 2007 under Westwood technology. Our new state of art Westwood thermo-treatment plant in Georgia is a full cycle manufacturing facility to provide highest quality Well Done thermo-treated outdoor products. We use only a top grade lumber, do thermo-treatment, then full millwork, defecting of final products and coating - all with careful quality control. Our optimized logistic allows us to propose a very affordable price to the products. So why our Well Done products are really Well Done! You and your children will really enjoy your "Green" thermo-treated Well Done deck and siding with a piece of mind for more than 25 years. Well Done Atlantic Line introduces a reach wood grain species like Ash, Elm and Cypress. Well Done Pacific Line introduces more "calm", "pebble" woods grain structure like Gum and Poplar.

Reclaimery Thermal Wood
● Decking ● Flooring ● Veneer

Flooring and Decking


	Specie	Thickness	Width	Length	Weather Durability	Dimension Stability	Hardness, N	Specific gravity	Workability
Atlantic Product Line									
Decking	White Ash Elm	13/16" (21 mm)	4.5" or 5" (115/127 mm)	6' - 12' (1.8 - 3.6 m)	25 years	Excellent	4,000 - 5,800	0.43 - 0.49	Excellent
Siding	Cypress	3/4" (19 mm)	4.5" or 5" (115/127 mm)	7' - 10' (2.1 - 3 m)	25 years	Good	5,500	0.32	Good
Pacific Product Line									
Decking	Sap Gum Soft Maple Beech	13/16" (21 mm)	5" or 5.5" (127/140 mm)	6' - 12' (1.8 - 3.6 m)	25 years	Excellent	4,000 - 5,800	0.42 - 0.52	Excellent
Siding	Poplar	3/4" (19 mm)	4.5" or 5" (115/127 mm)	6' - 12' (1.8 - 3.6 m)	25 years	Good	2,500	0.34	Excellent



One face 2E decking profile



Two faces T&G V-siding profile



Thermo-treated lumber is chemicals free



White Ash



Elm




RCW T.M. Radiata Pine \$5.38/LF
13/16" (21mm) 4"-5" Wide




Sap Gum



Poplar



RCW T.M. ASH \$7.49/LF
13/16" (21mm) 4"-5" Wide



RCW T.M. Mahogany \$8.35/LF
13/16" (21mm) 4.5"-5" Wide


Estudio
Group LLC



- Finishes • Creative • Green Products
- Anaheim, CA • Austin, TX • Clifton, NJ
- www.estudiogroup.net • info@estudiogroup.net
- Phone: 800.784.0231 • 714.813.6598



Product Portfolio



Estudio Group LLC

- Custom Products • Finishes • Green

Phone: (800) 784.0231 • (714) 813.6598

www.estudiogroup.net • sales@estudiogroup.net

✪ Reclaimery ✪ Thermal Wood ✪ Mosaic ✪ Decking



Multi-Family apartment Building in Portugal by Ricardo Viera de Melo - RVDM, arquitectos Lda. Photo: Ivo Tavares Studio

NORDIC LUNAWOOD THERMOWOOD

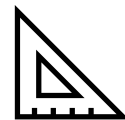
Lunawood is a premium wood material for versatile exterior and interior applications in all climates. Our products create opportunities for architects and designers to use wood in an innovative and natural way.

The quality of our products starts by selecting the very best certified Nordic pine and spruce raw material, which we enhance to produce more durable, beautiful and long lasting Lunawood Thermowood. Only the carefully chosen, live knotted part of the tree is used to ensure the high quality of our final products – available in planed profiles and sawn timber. Lunawood’s thermo treatment process respects the natural properties of the wood. Our high-quality raw material is processed using only heat and steam – no chemicals are used.



FOR DEMANDING APPLICATIONS

Thermal modification enhances the performance of timber, which expands the range of applications in which it can be used. Lunawood’s excellent dimensional stability enables challenging designs. Lunawood Thermowood withstands even the toughest external environments.



DIMENSIONAL STABILITY

Retains its shape better than untreated wood and therefore a perfect choice for demanding applications



ALL CLIMATES

Can be used both indoors and outdoors in all climate conditions



RESIN FREE

Resin is removed during the Thermal modification process



NON TOXIC

Completely natural and toxic-free material



THERMAL INSULATION

Decreased heat transmission compared to untreated wood



WEATHER ENDURANCE

Durable and weather resistant, Lunawood Thermo-D has Class 2 decay resistance



SUSTAINABLE FORESTRY

Raw material is grown in sustainable and certified Nordic forests



CERTIFIED QUALITY

Trademarked product produced by patented and annually audited process

• Finishes • Creative • Green Products
• Anaheim, CA • Austin, TX • Clifton, NJ
www.estudiogroup.net • info@estudiogroup.net
• Phone: 800.784.0231 • 714.813.6598

TWO HEAT TREATMENT CLASSES

Thermal modification improves the properties of wood’s, thereby expanding the range of applications in which the wood can be used. Thermowood is dimensionally stable, resistant to decay and resin free. It can be used both indoors and outdoors in any climate. Lunawood is a non-toxic natural product which is easy to machine and install.

Lunawood produces two standard thermal modification classes, LunaThermo-S and LunaThermo-D. The difference between the two classes concentrates on modifying heat treatment temperatures.

LUNATHERMO-D

LunaThermo-D, where D stands for durability, has a darker brown tone. Its durability and stability are improved significantly. LunaThermo-D is thermally modified using higher temperatures (212°C) and products are suitable for both outdoor and indoor use.

LUNATHERMO-S

LunaThermo-S, where S stands for stability, has an attractive shade of light brown and the stability is improved tremendously. It is heat treated with milder temperatures (190°C). LunaThermo-S products are mainly suitable for indoor applications.




Residential House in Vilnius by Kap Architects and Paleko Architects Studio. Photo: Norbert Tuko

GOOD TO KNOW ABOUT THERMOWOOD

- You should always use stainless steel screws which are suitable for fastening wood
- Lunawood is certified with durability class 2 according to European standard, exterior applications above the ground
- Always leave sufficient space around Lunawood to secure enough air ventilation
- Lunawood will turn silver grey over time and might show some small cracks and splits
- Maintenance is recommended to keep the dark brown color and prevent the product partially from cracking
- Lunawood can be treated with tinted or pigmented wood oil, wax, wood-protecting stain, varnish or paint – which contains a UV-filter – helping to retain the surface color







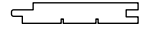









Hotel Pecr Deep in Czech Republic by
Ing. Arch. Zdeněk Kozub

CLADDINGS

Lunawood is a reliable choice for exterior claddings due to Thermowood’s improved dimensional stability, durability and aesthetics. Uncoated Lunawood cladding can provide a 30-year desired service life.

Lunawood Thermowood claddings are tongue-and-groove profiles with either rounded or sharp edges, which create attractive shadow effects. The profiles are fixed in place either with visible screws or via hidden nailing.




PROFILE		m/m²	LENGHT (m)	ARTICLE NAME
	Luna UTV 19x92	3D BIM 12,2 m	3,0 / 3,6–4,2	19 x 92 UTV Thermo-D RW A
	Luna UTV 19x117	3D BIM 9,35 m	3,0 / 3,6–5,1	19 x 117 UTV Thermo-D RW A
	Luna UTV 19x140	3D BIM 7,69 m	3,6–5,1	19 x 140 UTV Thermo-D RW A
	Luna UTV 19x140	7,69 m	3,9–5,1	19 x 140 UTV Thermo-D WW AB
	Luna UTV Hidden Nailing 20x142	8,26 m	3,6–5,1	20 x 142 UTV HN Thermo-D RW A
	Luna Pro Coated UTV 20x142 Hidden Nailing	8,26 m	3,6–5,1	20 x 142 UTV HN Thermo-D RW LIGHT BROWN 318R
	Luna Pro Coated UTV 20x142 Hidden Nailing	8,26 m	3,6–5,1	20 x 142 UTV HN Thermo-D RW DARK BROWN 00G8
	Luna Pro Coated UTV 20x142 Hidden Nailing	8,26 m	3,6–5,1	20 x 142 UTV HN BRUSHED Thermo-D RW BLACK 0202
	Luna Panel System 19x117	9,43 m	3,0 / 3,6–5,1	19 x 117 Panel System Thermo-D RW A
	Luna Panel System 19x185	5,75 m	3,6–5,4	19 x 185 Panel System Thermo-D RW A
	Luna Panel System 20x142 Hidden Nailing Brushed	8,10 m	3,6–5,1	20 x 142 Panel System Hidden Nailing Brushed Thermo-D RW A
	Luna UTS 19x117	9,35 m	3,0 / 3,6–5,1	19 x 117 UTS Thermo-D RW A
	Luna UYLS 20x140	7,69 m	3,6–5,1	20 x 140 UYLS Thermo-D RW A
	Luna TGV 19x140	7,69 m	3,6–5,1	19 x 140 TGV Thermo-D WW AB
	Luna TGV 21x142 Fine Sawn	7,57 m	3,6–5,1	21 x 142 TGV Fine Sawn Thermo-D WW AB
	Luna UTL 26x142 Hidden Nailing	8,26 m	3,6–5,1	26 x 142 UTL Hidden Nailing Thermo-D WW AB
	Luna Triple Shadow 32x140	7,57 m	3,0–5,4	32 x 140 Triple Shadow Thermo-D WW A
	Luna Dual Shadow 26x142	7,57 m	3,9–5,4	26 x 142 UTV 62 Dual shadow Thermo-D RW A
	Luna Corner Trim 43x43		3,6–4,8	43 x 43 Corner Trim Thermo-D RW A



Private House Beloura in Portugal by Alain Gameiro.
Photo: Fernando Guerra

BATTENS

When Lunawood Thermowood battens are used in façade, multiple depths and play of light and shadow are obtained. Battens utilised as solar shades are an ecologically sound way of cooling buildings. Thermowood is a modern architectural material. When used in combination with steel, concrete, and glass, it creates a beautiful contemporary look with a soft, natural finish.

PROFILE		LENGHT (m)	ARTICLE NAME
	Luna SHP 19x92	3,0 / 3,6–4,5	19 x 92 SHP Thermo-D RW A
	Luna SHP 19x117	3,0 / 3,6–5,1	19 x 117 SHP Thermo-D RW A
	Luna SHP 40x185	3D BIM 3,0 / 3,6–5,4	40 x 185 SHP Thermo-D RW A
	Luna SHP 42x42	3D BIM 3,0 / 3,6–4,8	42 x 42 SHP Thermo-D RW A
	Luna SHP 42x68	3D BIM 3,0 / 3,6–4,2	42 x 68 SHP Thermo-D RW A
	Luna SHP 42x92	3D BIM 3,0 / 3,6–5,4	42 x 92 SHP Thermo-D RW A
	Luna SHP 42x140	3D BIM 3,6–5,4	42 x 140 SHP Thermo-D RW A
	Luna Parallelogram SSS 20x92	3,0 / 3,6–4,5	20 x 90 SSS Thermo-D RW A
	Luna Parallelogram SSS 26x68	3,0 / 3,6–4,8	26 x 68 SSS Thermo-D RW A
	Luna Half Parallelogram HSS 28/42x42	3,0 / 3,6–4,8	35 x 42 HSS Thermo-D RW A

LUNAWOOD
DESIGN TOOLS

Our BIM library provides Rendering Images and BIM-objects for Lunawood’s Nordic thermally modified wood products. The library consists of Luna UTV Exterior Cladding, Luna SHP battens and Luna Deck 2 Profix 2 products. With these design tools, your design work can be streamlined to ensure you have the right up-to-date product information and realistic visualisation in your project.

EstudioGroup LLC

• Custom Products • Finishes • Green

Phone: (800) 784.0231 • (714) 813.6598

www.estudiogroup.net • sales@estudiogroup.net

✪ Reclaimery ✪ Thermal Wood ✪ Mosaic ✪ Decking

Download the digital design tools using the
qr-code or go to **Lunawood.com**





Project Ö in Finland by Aleksi Hautamäki and Milla Selkimäki

INTERIOR SURFACES

Luna Thermo-S is highly suitable for panelling and flooring. Lunawood is also often used in humid environments e.g. saunas and spa interiors. Thermowood is light, easy to cut and install and there are no harmful emissions coming from Lunawood which makes it pure, safe and hygienic for indoor use. There is also no resin in Lunawood Thermowood which makes it ideal for surface treatment.

PROFILE		m/m²	LENGHT (m)	ARTICLE NAME	SUITABLE FOR EXTERIOR USE
	Luna TGV 17x188 BRUSHED AND END-MATCHED	5,62 m	3,9 / 5,4	17 x 188 TGV Brushed T&G Thermo-S WW A	
	Luna STP 15x92	12,2 m	2,1 / 3,0 / 3,6-4,2	15 x 92 STP Thermo-D RW A	
	Luna Panel System 19x117	9,43 m	3,0 / 3,6-5,1	19 x 117 Panel System Thermo-D RW A	✓
	Luna Panel System 19x185	5,75 m	3,6-5,4	19 x 185 Panel System Thermo-D RW A	✓
	Luna Triple Shadow 32x140	7,57 m	3,6-5,4	32 x 140 Triple Shadow Thermo-D WW A	✓
	Luna Dual Shadow 26x142	7,57 m	3,9-5,4	26 x 142 UTV 62 Dual shadow Thermo-D RW A	✓
	Luna SHP 42x42		3,0 / 3,6-4,8	42 x 42 SHP Thermo-D RW A	✓
	Luna SHP 42x68		3,0 / 3,6-4,2	42 x 68 SHP Thermo-D RW A	✓
	Luna SHP 42x92 3D BIM		3,0 / 3,9-5,4	42 x 92 SHP Thermo-D RW A	✓
	Luna SHP Sauna 26x92		2,1 / 3,0	26 x 92 SHP Sauna Thermo-S RW A	
	Luna Panel System 14x140 Radiata Pine	7,75 m	2,1 / 2,4 / 3,0	14 x 140 Panel System Thermo-D Radiata Pine A	
	Luna SHP 26x140 Radiata Pine		2,1 / 2,4 / 3,0	26 x 140 SHP Thermo-D Radiata Pine A	
	Luna HLL 26x92 END-MATCHED	11,76 m	2,7-3,6 / 4,2	26 x 92 HLL T&G Thermo-S RW A	
	Luna HLL/L 26x118 END-MATCHED	9,34 m	3,0 / 3,6-5,1	26 x 118 HLL/L T&G Thermo-D RW A	

Estudio Group LLC

• Custom Products • Finishes • Green

Phone: (800) 784.0231 • (714) 813.6598

www.estudiogroup.net • sales@estudiogroup.net

♻️ Reclaimery ♻️ Thermal Wood ♻️ Mosaic ♻️ Decking

JUKOLA 3D-TEXTURES

Jukola 3D products enables one to create eye-catching surfaces in interior and exterior applications. Lunawood's Jukola Portfolio has 6 beautiful textures for creating a unique style. All Jukola 3D-textures are also available in white and black covering suitable for both indoor and outdoor use. Always recommended to use Jukola screws 3,5 x 50 mm.



Plait 440-1




Shingle Arrow 220-1



Star 430-OAB




Chip 206-0



Net 207-1



Diagonal 201-1A

PROFILE		m/m²	LENGHT (m)	ARTICLE NAME	COLORS	SUITABLE FOR EXTERIOR USE
	26x92 JUKOLA	11,63 m	3,0	JUKOLA Thermo-D RW TEXTURES 440-1; 220-1; 430-OAB; 206-0; 207-1; 201-1A	NATURAL, BLACK, WHITE	✓

PREMIUM
SURFACE FINISHING

Alongside Lunawood's **planed** products with a smooth surface, the fine sawn, fine roughened, and brushed surfaces add the options of a more natural and vibrant feel for Lunawood Thermowood façades. The **fine sawn** finishing is the perfect choice for a subtle end result, a **brushed surface** keeps the grain of the wood clearly visible and yields a more rustic outcome, and a **fine roughened** surface provides a rugged and more natural feeling.

Various surface treatments ease maintenance while also simplifying and speeding up work on the construction site. The non-toxic **Luna Pre-Greyed** treatment offers a high-quality pre-aged appearance for exterior applications. **Luna Pro coated** products, available in three distinct colours, are installation-ready, factory-treated products with long maintenance intervals and solid resistance against moisture, sunlight, dirt, and cracking. Luna Decking products are available also **factory-oiled**.

Please contact your local Lunawood representative for further information.



LANDSCAPING



• Finishes • Creative • Green Products
• Anaheim, CA • Austin, TX • Clifton, NJ
www.estudiogroup.net • info@estudiogroup.net
• Phone: 800.784.0231 • 714.813.6598



Project Ö in Finland by Aleksi Hautamäki and Milla Selkimäki

DECKING

Lunawood Thermowood is an outstanding decking material due to its stability and durability. Luna Profix -hidden fixing clip enables quick and easy installation of the deck and creates a clean and elegant appearance without visible screws.

Our decking products are also available as factory oiled. Two coats of pigmented wood oil are applied in a controlled factory environment creating an even coating and consistent color tone. The product is ready to be installed and does not require immediate coating to secure the color preservation.

	PROFILE		JOIST SPACING	m/m²	LENGHT (m)	ARTICLE NAME
	Luna SHP 26x92		450 mm	10,2 m (6 mm GAP)	3,0 / 3,6-4,5	26 x 92 SHP Thermo-D RW A
	Luna SHP 26x117		450 mm	8,13 m (6 mm GAP)	3,0 / 3,6-5,4	26 x 117 SHP Thermo-D RW A
	Luna SHP 26x140		450 mm	6,85 m (6 mm GAP)	3,6-5,1	26 x 140 SHP Thermo-D RW A
	Luna SHP 40x185		600 mm	5,24 m (6mm GAP)	3,0 / 3,6-5,4	40 x 185 SHP Thermo-D RW A
	Luna SHP 42x92		600 mm	10,20 m (6mm GAP)	3,0 / 3,6-5,4	42 x 92 SHP Thermo-D RW A
	Luna SHP 42x140		600 mm	6,85 m (6mm GAP)	3,6-5,4	42 x 140 SHP Thermo-D RW A
	Luna SHP Profix 2 26x117		450 mm	8,13 m (6 mm GAP)	3,0 / 3,6-5,4	26 x 117 SHP PF2 Thermo-D RW A
	Luna SHP Profix 2 26x140	3D BIM	450 mm	6,85 m (6 mm GAP)	3,6-5,1	26 x 140 SHP PF2 Thermo-D RW A
	Luna Deck 2 Profix 2 26x92	3D BIM	450 mm	10,2 m (6 mm GAP)	3,0 / 3,6-4,5	26 x 92 LD2 PF2 Thermo-D RW A
	Luna Deck 2 Profix 2 26x117	3D BIM	450 mm	8,13 m (6 mm GAP)	3,0 / 3,6-5,4	26 x 117 LD2 PF2 Thermo-D RW A
	Luna Deck 2 Profix 2 26x140		450 mm	6,58 m (6mm GAP)	3,6-5,1	26 x 140 LD2 PF2 Thermo-D WW SAP A
	Luna Deck System Profix 3 40x140		600 mm	6,85 m (6 mm GAP)	3,6-5,4	40 x 140 Deck System Profix 3 Thermo-D RW oiled
	Luna Deck System Profix 3 40x185		600 mm	5,24 m (6 mm GAP)	3,6-5,4	40 x 185 Deck System Profix 3 Thermo-D RW oiled
	Luna Deck 2 Profix 3 32x166		600 mm	5,81 m (6mm GAP)	3,9-5,4	32 x 166 LD2 PF3 Thermo-D WW SAP A

LUNA THERMOWOOD FIXINGS

	PROFILE	NO. REQUIRED	DIMENSIONS (mm)	ARTICLE NAME
	Profix 2	2,2 clips / m	19,7 x 14,3 x 30	Profix 2 200 pcs/box
	Profix 2 Plus	2,2 clips / m	35 x 20,1 x 90	Profix 2 Plus 100 pcs/box
	Profix 3	1,6 clips / m	28,4 x 24 x 48	Profix 3 50 pcs/box

• Finishes • Creative • Green Products
• Anaheim, CA • Austin, TX • Clifton, NJ
www.estudiogroup.net • info@estudiogroup.net
• Phone: 800.784.0231 • 714.813.6598



Gustavelund Hotel in Finland.
Photo: Sami Tirkkonen

FRAMES & BEARERS

Thermowood is an enduring, safe material for many kinds of garden and outdoor structures: for pergolas, partition walls and climbing plants. It is also possible to use Lunawood profiles as a building material for fences and gates and decking structures underneath the deck boards. Thanks to the stability and light weight of Lunawood battens, you can use it in mobile systems with moving mechanisms.

	PROFILE		LENGHT (m)	ARTICLE NAME
	Luna SHP 40x185		3,0 / 3,6-5,4	40 x 185 SHP Thermo-D RW A
	Luna SHP 42x42		3,0 / 3,6-4,8	42 x 42 SHP Thermo-D RW A
	Luna SHP 42x68		3,0 / 3,6-4,2	42 x 68 SHP Thermo-D RW A
	Luna SHP 42x92		3,0 / 3,6-5,4	42 x 92 SHP Thermo-D RW A
	Luna SHP 42x140		3,6-5,4	42 x 140 SHP Thermo-D RW A
	Luna Post 88x88	GLUED	3,0 / 4,2	88 x 88 LunaPost Thermo-D RW A
	Luna Post 140x140	GLUED	3,0 / 3,6-4,2	140 x 140 LunaPost Thermo-D RW A

Estudio Group LLC

• Custom Products • Finishes • Green

Phone: (800) 784.0231 • (714) 813.6598

www.estudiogroup.net • sales@estudiogroup.net

♻️ Reclaimery ♻️ Thermal Wood ♻️ Mosaic ♻️ Decking

THERMO TIMBER

Lunawood Thermo Timber is thermally modified rough Nordic Pine or Spruce sawn timber. It is an outstanding raw material for further processing in industrial use for instance, for windows, furniture etc. Lunawood Thermo Timber is available in several different dimensions.

NORDIC SPRUCE	
22x150	LUNATHERMO-D
25x150/200	LUNATHERMO-D
32x150	LUNATHERMO-D
38x150	LUNATHERMO-D
50x150	LUNATHERMO-D
22x150/175/200/225	LUNATHERMO-S

NORDIC PINE	
19x100	LUNATHERMO-D
25x100/125/150/200	LUNATHERMO-D
32x75/100/125/150	LUNATHERMO-D
38x125/150	LUNATHERMO-D
50x75/100/125/150/200	LUNATHERMO-D

LANDSCAPING

Estudio Group LLC
• Custom Products • Finishes • Green
Phone: (800) 784.0231 • (714) 813.6598
www.estudiogroup.net • sales@estudiogroup.net
♻️ Reclaimery ♻️ Thermal Wood ♻️ Mosaic ♻️ Decking





Private Villa in Finland

THERMOWOOD COMPOSITE (TWPC)

Luna TWPC is the most stable wood composite decking available on the market. It holds its own against changes in temperature better than any other composite material and is extremely resilient to all weather conditions. 2/3 of Luna TWPC consists of Thermowood fibers and 1/5 high-quality Fortum Circo® Recycled Plastics.

See more information at
Lunawood.com


PROFILE		JOIST SPACING	m/m²	LENGHT (m)	2-SIDED	COLORS
	Luna TWPC 26x140	450 mm	6,85 m	4 / 6	BRUSHED / GROOVED	SILVER GREY, GRAPHITE GREY, MOCCA BROWN, BLACK
	Luna TWPC 42x200	800 mm	4,85 m	4	BRUSHED / GROOVED	SILVER GREY, GRAPHITE GREY, MOCCA BROWN, BLACK

2-SIDED – GROOVED AND BRUSHED SURFACES

Example of colour after exposure to Sunlight UV, around 6 weeks after installation.



Silver Grey, grooved surface




Silver Grey, brushed surface



Graphite Grey, grooved surface



Graphite Grey, brushed surface



Mocca Brown, grooved surface



Mocca Brown, brushed surface



Black, grooved surface





Black, brushed surface



Private Villa in Finland

LUNA TWPC FIXING

PROFILE		NO. REQUIRED	COLORS
	Luna TWPC 26x140 Fast clip	2,5 clips / m	BLACK, GREY, BROWN
	Luna TWPC 42x200 T-hide clip	1,7 clips / m	BLACK

LUNA TWPC ACCESSORIES



LUNA TWPC 26×140

- Aluminium side strips for board edges**
 - black, silver and brown
 - length 4 m
- Plastic end-caps for the board ends**
 - black, grey and brown
- Aluminium corner guards (e.g to be used for steps)**
 - black, grey and brown
 - length 4 m
- Plugs for sealing corner guards**
 - black, grey and brown

Gap strip (26 mm)
 - black, grey and brown
 - 100 m / roll


Aluminium L-strip (26×42 mm)
 - black, silver and brown
 - length 4 m
 - also compatible with Luna TWPC 42×200



LUNA TWPC 42×200

- Aluminium L-strip (26×42 mm)**
 - black, silver and brown
 - length 4 m
 - also compatible with Luna TWPC 26×140
- Gap strip (42 mm)**
 - black, grey and brown
 - 100 m / roll

See more information at
Lunawood.com



Love for the Forest

Estudio Group LLC

• Custom Products • Finishes • Green

Phone: (800) 784.0231 • (714) 813.6598

www.estudiogroup.net • sales@estudiogroup.net

✪ Reclaimery ✪ Thermal Wood ✪ Mosaic ✪ Decking

Lunawood is a pioneer and global market leader of Thermowood. We love the forest, its untamed freedom and its incomparable strength. Our mission is to reconnect nature with people in urban environments. We make the soothing effect of the forest available to all.

Our mills in Finland transform the very best Nordic pine and spruce into beautiful and long-lasting Thermowood. It is the ideal foundation and the perfect material for an ecological and healthy way of designing, building and living.

Every Lunawood product is an authentic piece of Nordic forest and is the result of years of dedication

to sustainability. Non-toxic Thermowood is suitable for all climates and types of weather. It is dimensionally stable and resin-free. These unique properties inspire architects and builders to create amazing and versatile projects around the world.

Lunawood Thermowood production started in 2002. Today company employs 100 professionals in Finland, at its production units in Iisalmi, Kaskinen and Joensuu, as well as at its head office in Lahti and in its main export markets. In 2019 Lunawood's turnover was EUR 49 million.



Estudio
Group LLC



• Finishes • Creative • Green Products
• Anaheim, CA • Austin, TX • Clifton, NJ
www.estudiogroup.net • info@estudiogroup.net
• Phone: 800.784.0231 • 714.813.6598

Reclaimery Thermal Lunawood Brochure EG 2020

This brochure is provided for informational purposes only and no liability or responsibility of any kind is accepted by Lunawood or its representatives, although Lunawood has taken reasonable efforts to verify the accuracy of any advice, recommendation or information. Lunawood reserves the right to alter its products, product information and product range without prior notice.

Reclaimery Thermal Hardwood **DECKING INSTALLATION: INDUSTRY STANDARD**

The following are important guidelines to proper installation:

- Thermal hardwood material should be kept covered prior to installation. Store on a flat surface.
- All stainless nails, stainless screws, and stainless decking clips used need to be rated for outdoor use. Do not use any clips or screws that need to be hammered or driven into the edge of the decking. A biscuit joiner should be used to cut the slots for decking clips. The shallowest depth setting on the biscuit joiner should be used to accommodate the clip used. A shallow depth of cut maintains the integrity of the thermo decking. All screw holes need to be pre-drilled. The screw head should be flush with the surface of the decking unless plugging screw holes. This will allow water to run off the surface of the decking plank and minimize absorption into the wood.
- Fasteners should be placed 1" from the side edge and 3"s from the ends of the boards. Two fasteners at each joist when fastening from the face of the plank. Do not screw through the double tongue end joint.
- If or when a tongue and groove joint falls directly on a joist, do not compromise the joint by putting screws through it. Do not biscuit cut into the sides of the tongue and groove joint. Add a 12" to 16" two-inch wide material (cleat) to the side of the joist and fasten into the added cleat. The easiest way to avoid placing end joint above the joist is to use shorter or longer board with end that floats between 2 joists.
- Joist spacing should be no greater than 16" on center for installations perpendicular to the joist. Diagonal installations joists spacing should be no greater than 12" on center. Commercial and diagonal installation may require joist spacing of 12". All structural responsibilities and application of federal, state, and local building codes are the responsibility of the design architect, engineer, or general contractor.
- The substructure should be designed for any additional heavy loads placed on the decking such as spas or over-sized planter.
- Each decking plank must be fastened to a minimum of two joists. If end joint falls in the space between two joists, the next two planks must be continuous and not fall into the same two joist space.
- Always leave 3/16" to 1/4" side gap between planks.
- There is no warranty for decking installed under spa / hot tub, or over-sized planter.
- The decking should not be in direct contact with the soil, concrete, or asphalt surface. Maintain a minimum 2" space above the concrete and asphalt surfaces. Rain and surface water must have drainage under the surface of the decking. Air should be able to circulate under the deck. A minimum of 4" space is required between the soil and deck. The soil should be covered with a mat that prevents weed growth. Local codes need to be followed if water collection is required under the deck.
- The soil under the decking should have drainage away from the structure and should not allow water to accumulate under the deck. Air circulation under the decking should aid in the drying of the soil.
- The application of the decking system is the responsibility of the consumer or contractor.
- Installation of the decking constitutes acceptance of the product.

NOTES: Stainless Clips are recommended for docks; stainless screws are included with stainless clips.

RCW only offers separately traditional, stainless steel, powder coated, black color side clips and stainless powder - coated screws.

Three different options for installation:

- Traditional top screw: standard is 16" on center
- Wide variety of side attachments: countless attachment systems available for side
- Wide variety bottom attachments: countless available as well




• Finishes • Creative • Green Products
 • Anaheim, CA • Austin, TX • Clifton, NJ
 www.estudiogroup.net • info@estudiogroup.net
 • Phone: 800.784.0231 • 714.813.6598

Reclaimery Thermal Wood Mosaics

Estudio Reclaimery Thermal Wood Mosaics

- Backsplashes, Decorative Walls, Niches
- **14 products** available in 3 product series: 1.) Geometrical, 2.) Stereo and 3.) Insert
- Interior Applications
- Made in the U.S.A.



Thermo Kiln

WHAT IS THERMO TREATMENT?

Thermo-treated wood is a natural pure wood material which was treated under extremely high temperatures in oxygen-free environment (just heat and water steam). After thermo-treatment wood:

- Increased dimensional stability – Moisture related shrinkage and swelling is reduced.



Stereo Series, Star Design



Geometrical Series, Star Design



Insert Series, Myosotis Design



Stereo Series,
Star Design



Geometrical Series,
Star Design

Stereo Series chips, a mix of .39" & .59" thickness for a 3-D quality.

Geometrical Series chips are roughly .39" thickness.



Insert Series,
Myosotis Copper Design



- Printing color representation is as accurate as possible. Variation is inherent in materials. Please request samples to verify color range.

Reclaimery Thermal Wood Mosaics (TFM) 10.2020

• Finishes - Project Studio

• Consulting - Work Studio

• Green - Eco Studio

• Training - Learning Studio

Estudio Group LLC • Phone: 800.784.0231

e-mail: info@estudiogroup.net • www.estudiogroup.net

Anaheim, CA • Austin, TX • Clifton, NJ • Phone: 714.813.6598 • Fax: 714.276.9111

10.2020

Reclaimery Thermal Wood Mosaics



Geometrical Series, Standard Hex Design



Stereo Series, Scallop Design




Geometrical Series, Pinwheel Design



Star Design



Scallop Design



Standard Hex Design



Insert Series, Myosotis Design



Honeycomb Design



Pinwheel Design



Linear Design



Long Hex Design

Thermo-treated wood:

- Repels moisture - at the molecular level and lowers the equilibrium moisture content by 50%-90
- Enhanced Visually - the finished product has a color consistent to the center of the wood and the grain structure is beautifully accented
- 100% chemically free - it is a 100% "Green" product and "Green" technology
- Increased durability; 10 to 15 times stronger
- North American Forest wood species

Suitable for:

- Residential • Hospitality
- Commercial

- **Printing color representation is as accurate as possible. Variation is inherent in materials. Please request samples to verify color range.**

Reclaimery Thermal Wood Mosaics (TFM) 10.2020

• Finishes - Project Studio • Consulting - Work Studio

• Green - Eco Studio • Training - Learning Studio

Estudio Group LLC • Phone: 800.784.0231

e-mail: info@estudiogroup.net • www.estudiogroup.net

Anaheim, CA • Austin, TX • Clifton, NJ • Phone: 714.813.6598 • Fax: 714.276.9111


10.2020

Reclaimery Thermal Wood Mosaics



Estudio Reclaimery Thermal Wood Mosaics

- Backsplashes, Decorative Walls, Niches
- **14 products** available in 3 product series: 1.) Geometrical, 2.) Stereo and 3.) Insert
- Interior Applications
- Made in the U.S.A.



Thermo Kiln


What is Thermo Treatment?
Thermo-treated wood is a natural pure wood material which was treated under extremely high temperatures in oxygen-free environment (just heat and water steam).



Stereo Series,
Star Design



Geometrical Series,
Star Design



Insert
Series

Stereo Series chips, a mix of .39" & .59" thickness for a 3-D quality.


Geometrical Series chips are roughly .39" thickness.

Insert Series, Myosotis Copper Design


Thermal Wood increases durability and dimensional stability



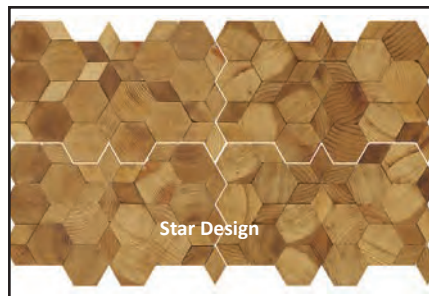
Geometrical Series,
Honeycomb Design



Stereo Series, Linear Design




Stereo Series, Long-Hex Design



Star Design



Scallop Design




Standard Hex Design




Insert Series, Myosotis Design




Honeycomb Design



Pinwheel Design



Linear Design



Long Hex Design

- Printing color representation is as accurate as possible. Variation is inherent in materials. Please request samples to verify color range.

TFM Reclaimery Mosaics Project PL 10.2020

• Green - Eco Studio • Training - Learning Studio • Finishes - Project Studio • Consulting - Work Studio

Estudio Group LLC • Phone: 800.784.0231

e-mail: info@estudiogroup.net • www.estudiogroup.net

Anaheim, CA • Austin, TX • Clifton, NJ • Phone: 714.813.6598 • Fax: 714.276.9111

10.2020

- Custom Products
- Coverings - Engineered
- Finishes - Specialty



• Sales

• Consulting

• Training

RECLAIMERY THERMAL MOSAICS (TFM)			10.15.2020		Project Pricing	
Code #	Description	Dimensions Coverage (inches) Length / Width / Thickness	Sq. Ft. / Piece Coverage		Price Per Piece	
GEOMETRICAL SERIES						
TFM-10-331	Geometrical Long-Hex	11.06 LG x 12.87 WD x 0.39 TH	0.9891	\$	13.06	
TFM-10-332	Geometrical Honeycomb	12.56 LG x 11.81 WD x 0.39 TH	1.0301	\$	13.56	
TFM-10-333	Geometrical Standard Hex	12.40 LG x 10.75 WD x 0.39 TH	0.9256	\$	13.99	
TFM-10-334	Geometrical Pinwheel	12.13 LG x 10.47 WD x 0.39 TH	0.8819	\$	14.27	
TFM-10-335	Geometrical Star	16.10 LG x 9.29 WD x 0.39 TH	1.0390	\$	19.27	
TFM-10-336	Geometrical Scallop	13.27 LG x 10.94 WD x 0.39 TH	1.0084	\$	18.56	
INSERT SERIES						
TFM-90-511	Insert Myosotis	12.87 LG x 11.18 WD x 0.39 TH	0.9996	\$	24.27	
STEREO SERIES						
TFM-20-211	Stereo Linear	10.51 LG x 13.58 WD x .39/.59 TH	0.9915	\$	13.91	
TFM-20-212	Stereo Long-Hex	11.06 LG x 12.87 WD x .39/.59 TH	0.9891	\$	14.27	
TFM-20-213	Stereo Honeycomb	12.56 LG x 11.81 WD x .39/.59 TH	1.0301	\$	14.27	
TFM-20-214	Stereo Standard Hex	12.40 LG x 10.75 WD x .39/.59 TH	0.9256	\$	14.27	
TFM-20-215	Stereo Pinwheel	12.13 LG x 10.47 WD x .39/.59 TH	0.8819	\$	18.56	
TFM-20-216	Stereo Star	16.10 LG x 9.29 WD x .39/.59 TH	1.0390	\$	21.06	
TFM-20-217	Stereo Scallop	13.27 LG x 10.94 WD x .39/.59 TH	1.0084	\$	19.99	

SPECIAL NOTE: Thermal Wood Mosaics may have slight imperfections in Height, Texture and Finish.

(LG) Length

(TH) Thickness

(WD) Width

- Shipping: Call for pricing
- Lead Time: 2 to 4 Weeks
- Call for special quotes on large quantities

- Packing Charge: \$10.00/box. \$20.00/pallet
- Shipping terms are FOB origin

Reclaimery Mosaics (TFM) Project PL 10.2020

NOTE: These materials are part of the manufacturing process and no two pieces are exactly alike in color or texture. You and your installer **MUST INSPECT** and blend any material required to meet owner/buyer approval **PRIOR TO INSTALLATION**. Absolutely no claims will be accepted for any reason after material is installed.



Estudio Group LLC Phone: 800.784.0231 e-mail: info@estudiogroup.net www.estudiogroup.net
Anaheim, CA Austin, TX Clifton, NJ Phone: 714.813.6598 Fax: 714.276.9111



Estudio
Group LLC



Eco Studio



Project Studio

• Finishes • Creative • Green Products
• Anaheim, CA • Austin, TX • Clifton, NJ
www.estudiogroup.net • info@estudiogroup.net
• Phone: 800.784.0231 • 714.813.6598

Bringing the Beauty of the Forest to Interior Design

Estudio Group LLC

• Custom Products • Finishes • Green

Phone: (800) 784.0231 • (714) 813.6598

www.estudiogroup.net • sales@estudiogroup.net

✪ Reclaimery ✪ Thermal Wood ✪ Mosaic ✪ Decking

Estudio
Group LLC



- Finishes • Creative • Green Products
- Anaheim, CA • Austin, TX • Clifton, NJ
- www.estudiogroup.net • info@estudiogroup.net
- Phone: 800.784.0231 • 714.813.6598

OUR STORY

Drawing on 20 years of manufacturing experience in the ceramic mosaic tile industry, we have brought our knowledge and know-how to create some of the most visually stunning mosaic designs in the market. We are thrilled to introduce our innovative NEW Natural Wood Mosaic Tiles. Whether you are doing an accent wall in your family room or designing a restaurant, the classic yet modern style of natural wood mosaic tiles will make any interior design feel warm and inviting.

Reclaimery is a global organization manufacturing in the heartland of the Midwest, U.S.A.. Our convenient geographical location allows us to quickly fulfill domestic and international orders to meet our customers supply chain requirements.

Our success is achieved by leveraging modern technology (thermally modified wood & UV sealant) with innovative designs, and the highest quality standards. Our experience has reinforced the importance of quality, innovation, and the true value of an environmentally friendly product.

Reclaimery has dedicated considerable resources to ensure that our processes and the finished product protect mother nature. Our environmental goal is to become part of the solution, not part of the problem. Our state-of-the-art kiln removes the need to use toxic chemicals to treat the wood. We recycle our used sawdust and scrap wood material. Our retail packaging is made from recycled material. Protecting the environment isn't a choice for **Reclaimery**, it is mandated.

THERMAL MODIFIED WOOD

You may have heard of thermally modified wood or thermal treatment, but you may have no idea what exactly that really means. Typically, the treated wood you purchase from a hardware store uses a bunch of gnarly chemicals to seal the wood from moisture and the elements. The wood used in our products have been Thermally Modified through our in-house custom-made kiln. During the process of treating the wood in our kiln with controlled pyrolysis for 2-3 days, we actually change the chemical structure (cellulose, lignin, and hemicellulose) of the wood by removing the organic compounds and most of the water. This makes the thermally modified wood more durable and able to withstand seasonal changes, without having to use chemicals to get the desired result.

The wood emerges from the kiln:

- Much more durable (with a durability class 1-3 EN 350-2)
- Increased biological resistance to micro-organisms and insects
- Reduction of the shrinking and swelling of wood caused by seasonal humidity from 50-90%
- Environmentally friendly naturally darkened color without requiring any chemicals

QUALITY AND RESPONSIBILITY

Every piece is handcrafted and showcases the unique characteristics of the lumber that went into its production. Before final assembly, our wood chips are inspected for flaws and defects which don't meet our high-quality standards.

We source 100% of our wood from American and Canadian timber companies. Through the environmentally friendly process of thermal modification our wood is: more durable, has an increased biological resistance to insects, absorbs less moisture, is much lighter in weight, and has a naturally darkened color.

Estudio
Group LLC



• Finishes • Creative • Green Products
• Anaheim, CA • Austin, TX • Clifton, NJ
www.estudiogroup.net • info@estudiogroup.net
• Phone: 800.784.0231 • 714.813.6598

Geometrical



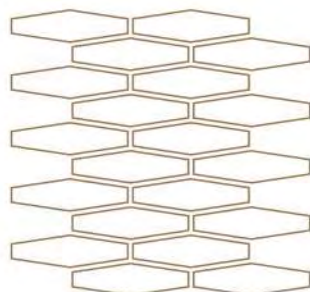
Estudio Group LLC

• Custom Products • Finishes • Green

Phone: (800) 784.0231 • (714) 813.6598

www.estudiogroup.net • sales@estudiogroup.net

♣ Reclaimery ♣ Thermal Wood ♣ Mosaic ♣ Decking



10-331
GEOMETRICAL
LONG-HEX

SIZE: 281x327x10mm
11.06"x12.87"x.39"



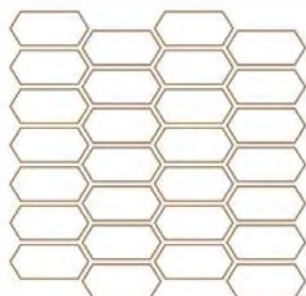
Estudio Group LLC

Anaheim, CA • Austin, TX • Clifton, NJ

Toll Free: 800.784.0231

Ph: 714.813.6598 • Fax: 714.276.9111

E-mail: info@estudiogroup.net



10-332
GEOMETRICAL
HONEYCOMB

SIZE: 319x300x10mm
12.56"x11.81"x.39"

Estudio Group LLC

• Custom Products • Finishes • Green

Phone: (800) 784.0231 • (714) 813.6598

www.estudiogroup.net • sales@estudiogroup.net

♻️ Reclaimery ♻️ Thermal Wood ♻️ Mosaic ♻️ Decking



Estudio Group LLC

Anaheim, CA • Austin, TX • Clifton, NJ

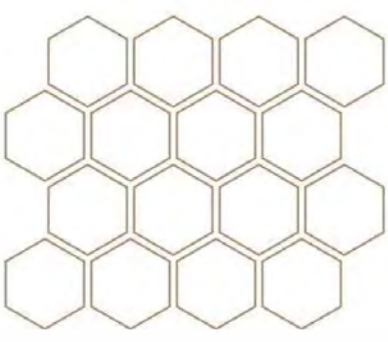
Toll Free: 800.784.0231

Ph: 714.813.6598 • Fax: 714.276.9111

E-mail: info@estudiogroup.net



Estudio Group LLC
 • Custom Products • Finishes • Green
 Phone: (800) 784.0231 • (714) 813.6598
 www.estudiogroup.net • sales@estudiogroup.net
 ♻️ Reclaimery ♻️ Thermal Wood ♻️ Mosaic ♻️ Decking



Estudio Group LLC
 Anaheim, CA • Austin, TX • Clifton, NJ
 Toll Free: 800.784.0231
 Ph: 714.813.6598 • Fax: 714.276.9111
 E-mail: info@estudiogroup.net

10-333
 GEOMETRICAL
 STANDARD-HEX
 SIZE: 315x273x10mm
 12.40"x10.75"x.39"





Estudio Group LLC

• Custom Products • Finishes • Green

Phone: (800) 784.0231 • (714) 813.6598

www.estudiogroup.net • sales@estudiogroup.net

♻️ Reclaimery ♻️ Thermal Wood ♻️ Mosaic ♻️ Decking



10-334
GEOMETRICAL
PINWHEEL

SIZE: 308x266x10mm
12.13"x10.47"x.39"



Estudio Group LLC

Anaheim, CA • Austin, TX • Clifton, NJ

Toll Free: 800.784.0231

Ph: 714.813.6598 • Fax: 714.276.9111

E-mail: info@estudiogroup.net


Estudio Group LLC

• Custom Products • Finishes • Green

Phone: (800) 784.0231 • (714) 813.6598

www.estudiogroup.net • sales@estudiogroup.net

♻️ Reclaimery ♻️ Thermal Wood ♻️ Mosaic ♻️ Decking



10-335
GEOMETRICAL
STAR
SIZE: 409x236x10mm
16.10"x9.29"x.39"



Estudio Group LLC

Anaheim, CA • Austin, TX • Clifton, NJ

Toll Free: 800.784.0231

Ph: 714.813.6598 • Fax: 714.276.9111

E-mail: info@estudiogroup.net

Estudio Group LLC


• Custom Products • Finishes • Green

Phone: (800) 784.0231 • (714) 813.6598
www.estudiogroup.net • sales@estudiogroup.net

♻️ Reclaimery ♻️ Thermal Wood ♻️ Mosaic ♻️ Decking



10-336
GEOMETRICAL
SCALLOP
SIZE: 337x278x10mm
13.27"x10.94"x.39"



Estudio Group LLC

Anaheim, CA • Austin, TX • Clifton, NJ
Toll Free: 800.784.0231

Ph: 714.813.6598 • Fax: 714.276.9111

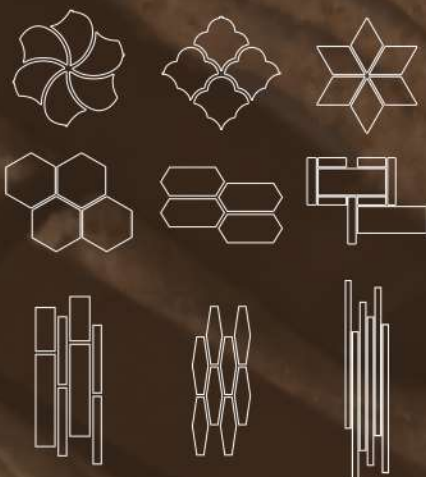
E-mail: info@estudiogroup.net


Estudio
Group LLC



• Finishes • Creative • Green Products
• Anaheim, CA • Austin, TX • Clifton, NJ
www.estudiogroup.net • info@estudiogroup.net
• Phone: 800.784.0231 • 714.813.6598

Stereo





20-206
STEREO
VOLUSPA

SIZE: 430x280x10-15mm
16.93" x 11.02" x .39"-.59"



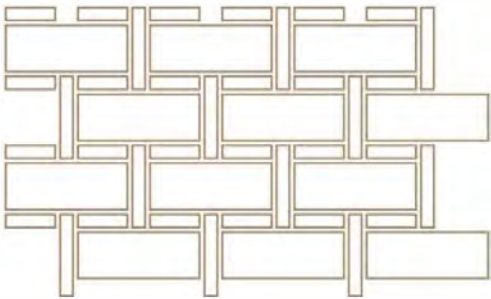
Estudio Group LLC

Anaheim, CA • Austin, TX • Clifton, NJ

Toll Free: 800.784.0231

Ph: 714.813.6598 • Fax: 714.276.9111

E-mail: info@estudiogroup.net



20-210
STEREO
PUZZLE

SIZE: 389X243X10-15MM
15.3"X9.6"X.39"-.59"






Estudio Group LLC

• Custom Products • Finishes • Green


Phone: (800) 784.0231 • (714) 813.6598
www.estudiogroup.net • sales@estudiogroup.net

♻️ Reclaimery ♻️ Thermal Wood ♻️ Mosaic ♻️ Decking



20-211
 STEREO
 LINEAR

SIZE: 267x345x10-15mm
 10.51"x13.58"x.39"-.59"



Estudio Group LLC

Anaheim, CA • Austin, TX • Clifton, NJ

Toll Free: 800.784.0231

Ph: 714.813.6598 • Fax: 714.276.9111

E-mail: info@estudiogroup.net



Estudio Group LLC

• Custom Products • Finishes • Green

Phone: (800) 784.0231 • (714) 813.6598

www.estudiogroup.net • sales@estudiogroup.net

✪ Reclaimery ✪ Thermal Wood ✪ Mosaic ✪ Decking



20-212
STEREO
LONG-HEX
SIZE: 281x327x10-15mm
11.06"x12.87"x.39"-.59"

Estudio Group LLC

Anaheim, CA • Austin, TX • Clifton, NJ

Toll Free: 800.784.0231

Ph: 714.813.6598 • Fax: 714.276.9111

E-mail: info@estudiogroup.net



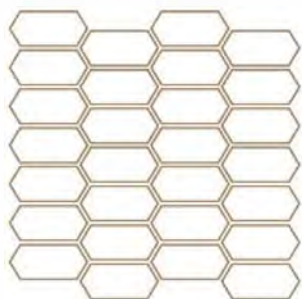
Estudio Group LLC

• Custom Products • Finishes • Green

Phone: (800) 784.0231 • (714) 813.6598

www.estudiogroup.net • sales@estudiogroup.net

✪ Reclaimery ✪ Thermal Wood ✪ Mosaic ✪ Decking



20-213
STEREO
HONEYCOMB

SIZE: 319x300x10-15mm
12.56"x11.81"x.39"-.59"



Estudio Group LLC

Anaheim, CA • Austin, TX • Clifton, NJ

Toll Free: 800.784.0231

Ph: 714.813.6598 • Fax: 714.276.9111

E-mail: info@estudiogroup.net

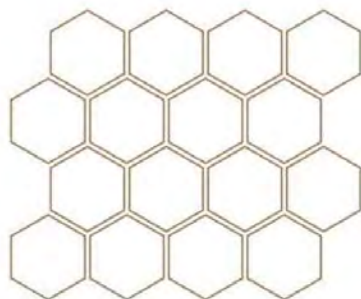
Estudio Group LLC

• Custom Products • Finishes • Green

Phone: (800) 784.0231 • (714) 813.6598

www.estudiogroup.net • sales@estudiogroup.net

✪ Reclaimery ✪ Thermal Wood ✪ Mosaic ✪ Decking



20-214
STEREO
STANDARD-HEX

SIZE: 315x273x10-15mm
12.40"x10.75"x.39"-.59"



Estudio Group LLC

Anaheim, CA • Austin, TX • Clifton, NJ

Toll Free: 800.784.0231

Ph: 714.813.6598 • Fax: 714.276.9111

E-mail: info@estudiogroup.net

Estudio Group LLC

• Custom Products • Finishes • Green

Phone: (800) 784.0231 • (714) 813.6598

www.estudiogroup.net • sales@estudiogroup.net

🌀 Reclaimery 🌀 Thermal Wood 🌀 Mosaic 🌀 Decking



20-215
STEREO
PINWHEEL

SIZE: 308x266x10-15mm
12.13"x10.47"x.39"-.59"



Estudio Group LLC

Anaheim, CA • Austin, TX • Clifton, NJ

Toll Free: 800.784.0231

Ph: 714.813.6598 • Fax: 714.276.9111

E-mail: info@estudiogroup.net

Estudio Group LLC

• Custom Products • Finishes • Green

Phone: (800) 784.0231 • (714) 813.6598

www.estudiogroup.net • sales@estudiogroup.net

♻️ Reclaimery ♻️ Thermal Wood ♻️ Mosaic ♻️ Decking




Estudio Group LLC

Anaheim, CA • Austin, TX • Clifton, NJ

Toll Free: 800.784.0231

Ph: 714.813.6598 • Fax: 714.276.9111

E-mail: info@estudiogroup.net



20-216
STEREO
STAR

SIZE: 409x236x10-15mm
16.10"x9.29"x.39"-.59"



20-217
STEREO
SCALLOP

SIZE: 337x278x10-15mm
13.27"x10.94"x.39"-.59"

Estudio Group LLC

• Custom Products • Finishes • Green

Phone: (800) 784.0231 • (714) 813.6598

www.estudiogroup.net • sales@estudiogroup.net

♻️ Reclaimery ♻️ Thermal Wood ♻️ Mosaic ♻️ Decking



Estudio Group LLC

Anaheim, CA • Austin, TX • Clifton, NJ
Toll Free: 800.784.0231

Ph: 714.813.6598 • Fax: 714.276.9111

E-mail: info@estudiogroup.net



Estudio
Group LLC



• Finishes • Creative • Green Products
• Anaheim, CA • Austin, TX • Clifton, NJ
www.estudiogroup.net • info@estudiogroup.net
• Phone: 800.784.0231 • 714.813.6598

Insert





Estudio Group LLC

• Custom Products • Finishes • Green

Phone: (800) 784.0231 • (714) 813.6598
www.estudiogroup.net • sales@estudiogroup.net
 ♻️ Reclaimery ♻️ Thermal Wood ♻️ Mosaic ♻️ Decking

90-511
 INSERT
 MYOSOTIS

SIZE: 327x284x10mm
 12.87"x11.18"x .39"



Estudio Group LLC

Anaheim, CA • Austin, TX • Clifton, NJ
 Toll Free: 800.784.0231
 Ph: 714.813.6598 • Fax: 714.276.9111
 E-mail: info@estudiogroup.net

Estudio
Group LLC



• Finishes • Creative • Green Products
• Anaheim, CA • Austin, TX • Clifton, NJ
www.estudiogroup.net • info@estudiogroup.net
• Phone: 800.784.0231 • 714.813.6598

Estudio Group LLC

• Custom Products • Finishes • Green

Phone: (800) 784.0231 • (714) 813.6598

www.estudiogroup.net • sales@estudiogroup.net

✪ Reclaimery ✪ Thermal Wood ✪ Mosaic ✪ Decking



Estudio
Group LLC



• Finishes • Creative • Green Products

• Anaheim, CA • Austin, TX • Clifton, NJ

www.estudiogroup.net • info@estudiogroup.net

• Phone: 800.784.0231 • 714.813.6598

Estudio Group LLC

Anaheim, CA • Austin, TX • Clifton, NJ

Toll Free: 800.784.0231

Ph: 714.813.6598 • Fax: 714.276.9111

E-mail: info@estudiogroup.net

Reclaimery Thermal Wood Mosaics Technical Notes

PRODUCT INFORMATION

Reclaimery currently offers 14 products in 3 product groups

1. Geometrical: All chips are 10 mm (roughly .39")
2. Stereo: Chips are a mix of 10 mm and 15mm (.39" & .59") giving the tiles a 3-D quality
3. Insert: Tiles include a Copper Insert

Each of our tiles is hand assembled on site

This product is Made in the USA

MANUFACTURING

Reclaimery manufactures Thermally Modified Natural Wood Mosaic Tiles. We use kiln dried Western Hemlock and Douglas Fir in our products.

Our wood is sourced from Oregon, Washington, and British Columbia.

Once delivered we put our wood through our in-house Swedish designed custom-made kiln for 2-3 days.

Initially we raise the heat to remove the moisture from the wood. This process typically removes 50% to 90% of the moisture from the wood. Making them much lighter.

After the moisture is removed, we increase the temperature a little bit more to remove some of the organic compounds and essentially seal the pores of the wood so that they no longer can absorb water.

This kiln process has a few benefits:

- The wood is naturally darkened without using chemicals
- The finished product is very lightweight
- The wood has the characteristics similar to wood used on decking
- Water absorption and susceptibility to expansion and contraction due to seasonal changes is greatly reduced
- The finished product is harder and more durable
- There is an increased biological resistance to bugs and insects

The final step in the manufacturing process is using a UV Clearcoat topcoat sealant which is rolled on 1 mil thick. We do this process twice before packaging the product.

SPECIAL NOTE

Reclaimery products are intended for interior use. The wood itself could handle being installed on a covered deck or patio. We do not recommend that our product be installed in a location where it will be in direct contact with water, like a shower or Sauna. But it can be in an area with indirect water like a wall in a bathroom adjacent to a shower or backsplash behind a sink.

Adhesive Recommendation:

- Mapei Ultrabond Eco GPT
- Mapei Ultrabond Eco 985
- Bostik Best Adhesive – Bond Hardwood
- Liquid Nails Heavy-duty Construction Adhesive
- Loctite PL Premium Polyurethane Construction Adhesive
- Weldwood Contact Cement Construction Adhesive



- Finishes • Creative • Green Products
- Anaheim, CA • Austin, TX • Clifton, NJ
- www.estudiogroup.net • info@estudiogroup.net
- Phone: 800.784.0231 • 714.813.6598

Coverings, Recycled Leather, Hardwood and Cork

Estudio *Wood Panel Collection*



Suitable for Interior Use

- Wall Applications
- Closets
- Foyers
- Backsplash (no wet areas)
- Powder Rooms
- Entry Ways
- Library
- Conference Room



- Residential
- Hospitality
- Commercial
- Corporate



















• Green - Eco Studio • Training - Learning Studio • Finishes - Project Studio • Consulting - Work Studio

Estudio Group LLC • Phone: 800.784.0231

e-mail: info@estudiogroup.net • www.estudiogroup.net

Anaheim, CA • Austin, TX • Clifton, NJ • Phone: 714.813.6598 • Fax: 714.276.9111

DECOMADEIRA - PRICE LIST 2016 - DESIGNER DISCOUNT

Wood Panels	Images	MSRP USD	Special Price 10% until Aug/2016	Designer Discount 10%	Panel size cm. / in.	Quantity		Panel thickness	Weight
		sq. ft.	sq. ft.	sq. ft.		pieces/box	sq. ft./box (Approx)	mm	lb/box (Approx)
Decoacustisc		\$ 44.00	\$ 39.60	\$ 35.64	27 x 27 cm / 10.6" x 10.6"	12	9.36	27	19.84
Boccioli Castanho		\$ 44.00	\$ 39.60	\$ 35.64	27 x 27 cm / 10.6" x 10.6"	12	9.36	27	19.84
Bricks Natural		\$ 44.00	\$ 39.60	\$ 35.64	27 x 27 cm / 10.6" x 10.6"	12	9.36	27	22.05
Evora Castanho		\$ 44.00	\$ 39.60	\$ 35.64	27 x 27 cm / 10.6" x 10.6"	12	9.36	27	22.05
Flene Natural		\$ 39.00	\$ 35.10	\$ 31.59	27 x 27 cm / 10.6" x 10.6"	20	15.72	25	19.84
Lascado Castanho		\$ 39.00	\$ 35.10	\$ 31.59	27 x 27 cm / 10.6" x 10.6"	18	14.1	23	19.84
Stecche Castanho		\$ 39.00	\$ 35.10	\$ 31.59	27 x 27 cm / 10.6" x 10.6"	12	9.36	27	19.84
Telaio Castanho		\$ 39.00	\$ 35.10	\$ 31.59	27 x 27 cm / 10.6" x 10.6"	12	9.36	27	22.05
Telaio Provençal		\$ 39.00	\$ 35.10	\$ 31.59	27 x 27 cm / 10.6" x 10.6"	12	9.36	27	22.05
Telaio Cinza		\$ 39.00	\$ 35.10	\$ 31.59	27 x 27 cm / 10.6" x 10.6"	12	9.36	27	22.05
Blocchi Bianco		\$ 39.00	\$ 35.10	\$ 31.59	27 x 27 cm / 10.6" x 10.6"	24	18.84	12	17.64
Mattoni Natural		\$ 39.00	\$ 35.10	\$ 31.59	31 x 26.5 cm / 12.2" x 10.4"	12	10.66	23	19.84
Mattoni Castanho		\$ 39.00	\$ 35.10	\$ 31.59	31 x 26.5 cm / 12.2" x 10.4"	12	10.66	23	19.84
Rustic Castanho		\$ 39.00	\$ 35.10	\$ 31.59	27 x 27 cm / 10.6" x 10.6"	24	18.84	12	22.05
Tracciata Castanho		\$ 39.00	\$ 35.10	\$ 31.59	27 x 27 cm / 10.6" x 10.6"	24	18.84	12	22.05
Tracciata Bianco		\$ 39.00	\$ 35.10	\$ 31.59	27 x 27 cm / 10.6" x 10.6"	24	18.84	12	22.05

WOOD PANEL COLLECTION

Estudio Group LLC

• Custom Products • Finishes • Green

Phone: (800) 784.0231 • (714) 813.6598


www.estudiogroup.net • sales@estudiogroup.net

• Coverings • Leather • Cork • Hardwood



BOCCIOLI
CASTANHO

10.6 x 10.6 inches



EVORA
CASTANHO

10.6 x 10.6 inches






MATTONI
CASTANHO

12.2 x 10.4 inches



DECOACUSTIC

10.6 x 10.6 inches



SELF ADHESIVE NATURAL LINE INSTALLATION INSTRUCTIONS

Product characteristics

The products are made from real wood, therefore they may slightly vary in color, texture, wood's knots and other surface irregularities that features in a natural product. These variations result in a desirable aged wood appearance.

For better results, before applying the product to the wall, it is recommended to do a selection of the pieces, considering their surface look, to mix variations of colors and texture of pieces to create an harmonious overall look.

General observations

- Use: the product is recommended only for indoor applications on walls that do not come in contact with water, moisture or intense heat source.
- It is advisable to apply this product at the end of the project, avoiding contact with other waste such as dust, paint and other materials.
- Acclimate the product where it will be installed for 48 hours prior to installation. It should not be installed at a temperature below 55 degrees Fahrenheit and on a surface with more than 8% moisture.
- If you need to stock the material, be sure that it is in a covered, dry place, free of sunlight, or heat, and on top of a pallet.

Wall preparation

- The wall should be finished with paint or primer, must be solid, smooth, completely dry and clean.
- Internal walls with external infiltration or humidity are required to be waterproofed before installing Decopainel.
- If the surface has been recently painted, be sure to wait until the surface is completely dry before installation. We recommend at least 72 hours.
- Strip off flexible coverings such as wallpaper and scrape away loose paint and clean the surface to remove any loose dirt and dust.

Tools required

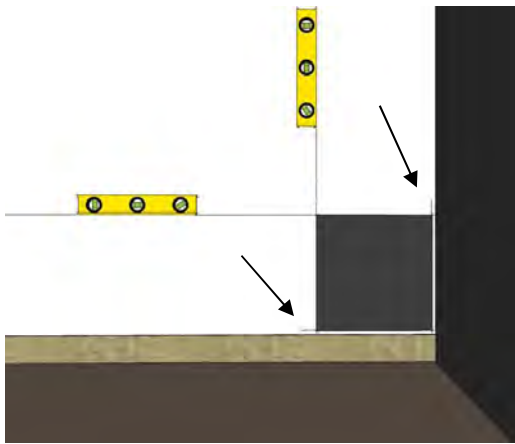
- | | |
|-----------------|-----------|
| 1. Circular saw | 3. Tape |
| 2. Plummet | 4. Pencil |

Installation method

ATTENTION:

Always keep a minimum ¼" distance from the product to the floor, walls and ceiling. This is necessary to absorb the natural dilatation and contraction of wood material.

1. Draw your horizontal and vertical reference lines



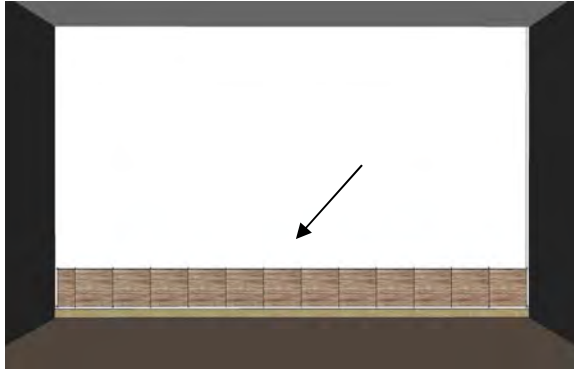
Draw a straight horizontal line and a straight vertical line on your wall to use as reference for the first horizontal and vertical rows of pieces, always keeping a minimum distance of ¼" for the wall and floor.

2. Start applying your reference piece



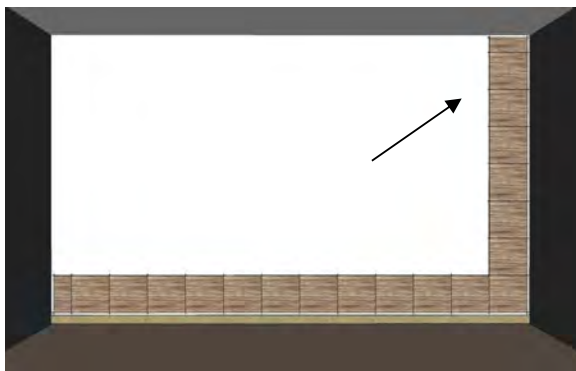
Install the first piece aligned to the horizontal and vertical reference line, in order to keep the necessary dilatation gaps.

3. Install your horizontal reference row



Continue to add pieces along your horizontal reference line until finishing your horizontal reference row. Keep the pieces edges straight and true to the reference line. When applying the last piece, keep the dilatation gap to the opposite wall.

4. Install your vertical reference row



Continue to add pieces along your vertical reference line until finishing your vertical reference row. Keep the pieces edges straight and true to the reference line. When applying the last piece, keep the dilatation gap to the ceiling.

5. Finish your wall



Continue to add planks working end to end keeping the joints staggered until the wall is complete.

Special Cares

When applying your piece:

- ✓ When removing the adhesive liner, avoid touching the adhesive surface. Avoid getting the adhesive surface dirty or wet;
- ✓ Align one edge along the guideline or adjacent row keeping the piece at an angle to avoid sticking to the wall. Check the alignment of the piece. Adjust as necessary;
- ✓ Gently press the piece to the wall. It takes very little pressure for the piece to stay in place;
- ✓ Check the position and when satisfied with the placement press the surface of the piece to permanently attach it to the wall.

When cutting your piece:

- ✓ Use an appropriate circular wood saw;
- ✓ Mark out the reference cut line on the back of the piece, over the adhesive protector liner;
- ✓ Make the cut on the back side of the piece, aligned to reference cut line.

Cleaning

You can use a soft cloth, a duster or vacuum cleaner. If necessary, use a lightly moistened cloth.

Warranty

This product has a five (5) years warranty, valid from the date of acquisition and covers manufacturing defects, provided that the installation and use comply with the requirements of this manual.

Hardwood Flooring and Walls



- Residential
- Hospitality
- Commercial
- Institutional

FINISH :

Lacquer matte

GRADE :

S&B Select & Better

CONSTRUCTION :

3-layer 18G engineered flooring




3-layer single strip flooring Costor SG



- Pre-finished
- Real Wood
- FSC Sustainable
- CARB Improved Air Quality

- 3 layer engineered hardwood
- Oak and Ash select grades
- Decorative wall panels



Ash Pattern, Commercial



Oak, Residential



Ash, Restaurant



- Printing and website color representation is as accurate as possible. Variation is inherent in materials. Please request samples to verify color range.

• Green - Eco Studio

• Training - Learning Studio

• Finishes - Project Studio

• Consulting - Work Studio

Estudio Group LLC • Phone: 800.784.0231

e-mail: info@estudiogroup.net • www.estudiogroup.net

Anaheim, CA • Austin, TX • Clifton, NJ • Phone: 714.813.6598 • Fax: 714.276.9111

08.2020

- Custom Products
- Coverings - Engineered
- Finishes - Specialty



• Sales

• Consulting

• Training

HARDWOOD AND MOLDING (WCW)	7.1.2020	Project Pricing
Code	Size	Net Price per S.F.
WCW Hardwood (Color) UV Lacquer Matt	WCW Ash Solid 3/4"	\$7.11
WCW Hardwood (Color) UV Lacquer Matt	WCW Ash 3-layer Eng 5/8"	\$7.11
WCW Hardwood (Color) UV Lacquer Matt	WCW White Oak Solid 3/4"	\$7.11
WCW Hardwood (Color) UV Lacquer Matt	WCW White Oak 3-layer Eng 5/8"	\$7.11
WCW Molding (Color) UV Lacquer Matt	WCW Ash/Nosing 5/8"	\$6.55
WCW Molding (Color) UV Lacquer Matt	WCW White Oak/Ash Reducer 5/8"	\$4.50
WCW Molding (Color) UV Lacquer Matt	WCW White Oak/Ash T-Molding 3/16"	\$4.75
	COLORS: ASH GROUP 1	
	Black Emerald, Cappuccino,	
	Como, Moonlight, Pearl Grey,	
	Silvery, Tiger Eye	
	COLORS: OAK GROUP 2	
	Albatross, Chambord, Charcoal,	
	Dark Chocolate, Nord Sea,	
	Sandy, Stoney Creek	

- Shipping: Call for pricing
- Lead Time: 4 to 6 Weeks
- Call for special quotes on large quantities
- Prices may be subject to change without notice
- Shipping terms are FOB origin

NOTE: These materials are part of the manufacturing process and no two pieces are exactly alike in color or texture.

You and your installer MUST INSPECT and blend any material required to meet owner/buyer approval

PRIOR TO INSTALLATION. Absolutely no claims will be accepted for any reason after material is installed.



Estudio Group LLC

• Custom Products • Finishes • Green

Phone: (800) 784.0231 • (714) 813.6598
www.estudiogroup.net • sales@estudiogroup.net
• Coverings • Leather • Cork • Hardwood

signature collection

ash

Coswick Signature Ash Collection features seven designer colors. Any one of them- be it delicate Ash Moonlight, extravagant Ash Brandy or refined Black Emerald- will add a signature style to any home, office or condo.

Signature Ash Collection is available as solid hardwood flooring, 2-layer engineered tongue and groove flooring and 3-layer engineered single strip CosLoc flooring.



Estudio Group LLC
www.estudiogroup.net
800.784.0231

• Anaheim, CA
• Austin, TX • Clifton, NJ

Species: Ash
Grade: Select & Better
Finish: Lacquer matte
Durability: 1800 cycles (taber abrasion S-42)
Sheen: Matte
Finish warranty: 25 years
Structural warranty: Lifetime

Cappuccino

CosNanoTech+ finishing technology provides exceptional protection for your hardwood floors.

CosNanoTech+ finish is composed of 12 coats of top quality sealers and compounds with aluminum oxide for extra durability.

Crosslinked nano particles are used to increase finish elasticity and maintain high wear resistance.

Coswick CosNanoTech+ finish has 25-year warranty.













Black Emerald

Estudio Group LLC
 • Custom Products • Finishes • Green
 Phone: (800) 784.0231 • (714) 813.6598
 www.estudiogroup.net • sales@estudiogroup.net
 • Coverings • Leather • Cork • Hardwood



Pearl Grey

		solid plank flooring T&G 	2-layer engineered T&G 	3-layer engineered CosLoc 	
Moonlight		Thickness, inches:	3/4"	1/2"	5/8"
		Width, inches:	4 1/4", 5"	4 1/4"	5"
		Length, ft:	1'-.6'	1'-.6'	1'-.6'
		Grade/Finish:	Select & Better/Lacquer matte	Select & Better/Lacquer matte	Select & Better/Lacquer matte
		Average Length, ft:	2 1/2', 2 1/2'	2'	2'
		Quantity per box, sq.ft:	16.5, 19	24.5	19
Silvery		Boxes per pallet:	36, 36	36	40
		Thickness, inches:	3/4"	1/2"	5/8"
		Width, inches:	4 1/4", 5"	4 1/4"	5"
		Length, ft:	1'-.6'	1'-.6'	1'-.6'
		Grade/Finish:	Select & Better/Lacquer matte	Select & Better/Lacquer matte	Select & Better/Lacquer matte
		Average Length, ft:	2 1/2', 2 1/2'	2'	2'
Pearl Grey		Quantity per box, sq.ft:	16.5, 19	24.5	19
		Boxes per pallet:	36, 36	36	40
		Thickness, inches:	3/4"	1/2"	5/8"
		Width, inches:	4 1/4", 5"	4 1/4"	5"
		Length, ft:	1'-.6'	1'-.6'	1'-.6'
		Grade/Finish:	Select & Better/Lacquer matte	Select & Better/Lacquer matte	Select & Better/Lacquer matte
Tiger Eye		Average Length, ft:	2 1/2', 2 1/2'	2'	2'
		Quantity per box, sq.ft:	16.5, 19	24.5	19
		Boxes per pallet:	36, 36	36	40
		Thickness, inches:	3/4"	1/2"	5/8"
		Width, inches:	4 1/4", 5"	4 1/4"	5"
		Length, ft:	1'-.6'	1'-.6'	1'-.6'
Como		Grade/Finish:	Select & Better/Lacquer matte	Select & Better/Lacquer matte	Select & Better/Lacquer matte
		Average Length, ft:	2 1/2', 2 1/2'	2'	2'
		Quantity per box, sq.ft:	16.5, 19	24.5	19
		Boxes per pallet:	36, 36	36	40
		Thickness, inches:	3/4"	1/2"	5/8"
		Width, inches:	4 1/4", 5"	4 1/4"	5"
Cappuccino		Length, ft:	1'-.6'	1'-.6'	1'-.6'
		Grade/Finish:	Select & Better/Lacquer matte	Select & Better/Lacquer matte	Select & Better/Lacquer matte
		Average Length, ft:	2 1/2', 2 1/2'	2'	2'
		Quantity per box, sq.ft:	16.5, 19	24.5	19
		Boxes per pallet:	36, 36	36	40
		Thickness, inches:	3/4"	1/2"	5/8"
Black Emerald		Width, inches:	4 1/4", 5"	4 1/4"	5"
		Length, ft:	1'-.6'	1'-.6'	1'-.6'
		Grade/Finish:	Select & Better/Lacquer matte	Select & Better/Lacquer matte	Select & Better/Lacquer matte
		Average Length, ft:	2 1/2', 2 1/2'	2'	2'
		Quantity per box, sq.ft:	16.5, 19	24.5	19
		Boxes per pallet:	36, 36	36	40

Estudio Group LLC
 Anaheim, CA • Austin, TX • Clifton, NJ
 Toll Free: 800.784.0231
 Ph: 714.813.6598 Fax: 714.276.9111
 E-mail: info@estudiogroup.net



Moonlight

COVERINGS SPECIFICATIONS

Hardwood 09300
Leather 09300
Cork 09300
SHORT FORM

1. GENERAL

1.01 SUMMARY

- A. Provide Coverings: **Hardwood/Leather/Cork** where shown on the drawings, as specified herein, and as needed for a complete and proper installation.
- B. Related Work:
 - 1. Documents affecting work of this section include, but are not necessarily limited to General Conditions, Supplementary Condition, and Sections in Division 1 of these specifications.

1.02 SUBMITTALS

- A. Comply with pertinent provisions of Section 01300.
- B. Submit Samples of the proposed Coverings: **Hardwood/Leather/Cork** showing color range, color variation, and textures.

1.03 QUALITY ASSURANCE

- A. Use adequate numbers of skilled workmen who are thoroughly trained and experienced in the necessary crafts and who are completely familiar with the specified requirements and the methods needed for proper performance of the work of this section.

1.04 DELIVERY, STORAGE, AND HANDLING

- A. Comply with pertinent provisions of Section 01600.

2. PRODUCTS

2.01 Coverings: **Hardwood/Leather/Cork**

- A. Color, size, texture, and shape to match sample and be approved by Architect and Owner, as supplied by Estudio Group LLC; Phone: (800) 784-0231; Fred Jackson, e-mail: info@estudiogroup.net; Phone: (714) 813-6598, Fax: (714) 279-9111; www.estudiogroup.net.

2.02 OTHER MATERIALS

- A. **Wood Floor Adhesive** by Kiesel as supplied by Estudio Group LLC.
- B. **Sound Stop** Soundproofing membrane, GURU as per ANSI A118.13, 2012 as supplied by Estudio Group LLC.
- C. **Pro Floor**, profiles, decorative and transitions by Proline as supplied by Estudio Group LLC.
- D. **Hard Surface Floor finish**, More Surface Care, as supplied by Estudio Group LLC.
- E. Cleaning use **Bona Cleaning kit** as recommended by Estudio Group LLC.
- F. Vapor Barrier: Use IBC 2012 meeting ASTM E96 Method A for Wood or concrete subfloors Class 1-3.
- G. Provide other materials, not specifically described but required for a complete and proper installation, as selected by Architect.

COVERINGS SPECIFICATIONS

Hardwood 09300
Leather 09300
Cork 09300
SHORT FORM

3. EXECUTION

3.01 PREPARATION CONDITIONS

- A. Examine the areas and conditions under which work of this section will be performed. Correct conditions detrimental to timely and proper completion of the work. Do not proceed until unsatisfactory conditions are corrected.
- B. **Subfloor TEST** using the following: Per NWFA Installation Guidelines.
 - 1. ASTM F1869 Calcium chloride test Moisture Vapor emit or ASTM F710.
 - 2. ASTM F2170 Standard method for determining relative humidity in concrete slabs situ probes.
 - 3. ASTM F2659 Comparative moisture condition of concrete Using a nondestructive method.

Note: 1. Relative humidity **35-60%** or as per manufacturers recommendation.
2. Wood Sub floors should not exceed 12% moisture prior to installation.

Special Note: Typical limit for glue down is **3lbs per 1000sf/24hrs** requires a vapor retarder.

- C. Surface Prep General: must be dry and level **3/16 in 10 ft.** requiring a vapor moisture barrier.
- D. Room Temperature: min **65-75 degrees**, Subfloor temp not to exceed 85 degrees (29.44C) Building enclosed and air conditioning operational. May need dehumidifiers.
- E. Acclimation engineered wood/ cork / leather should be opened and left in enclosed home **for 72-hrs** or as per manufacturers recommendation. Note: **Solid hardwood 5 to 7-day acclimation.**


3.02 INSTALLATION

- A. Coordinate with other trades as required to assure proper and adequate provision in the work of those trades for interface with the work of this section.
- B. **Floating floor installation:** Can install above grade and below grade. Glue tongue on each plank
 - 1. Use recommended by manufacturers underlayment for sound or moisture vapor barrier.
- C. **Nail down installation:** Avoid below grade. Stagger end joints and mix boxes for improved range.
 - 1. Follow recommended by manufacturers staples/ nail, 1-2" end at 45% angle 6-8 inches along sides.
- D. **Glue down installation:** Avoid below grade. Concrete slab min 3,000 psi must be dry, no contaminates or waxes.
 - 1. Use wood floor adhesive by Kiesel as supplied by Estudio Group LLC. Use a recommended trowel with a tapping block for snug fit.
- E. **Radiant Heat installation:** water heating systems need to be pressure tested and refer to manufacturers recommendation and NWFA **for special requirements and limitations.**
- F. Provide perimeter expansion at should be equal to thickness of the material. Follow NWFA guideline.
- G. Trim the base and perimeter using base molding or corner round or approved transitions.

3.03 CLEANING AND PROTECTION

- A. Clean adhesive off surface of installation. Use Hard Surface finish/wax by More Surface Care as supplied by Estudio Group LLC to protect surface.
 - B. Use damp cleaning method. Never over wet and use Bona cleaning kit or vacuum when possible.
- Note: To protect floors use pads in high traffic areas and use protective felt under furniture.


Warning: Coverings: *Hardwood/Leather/Cork are natural materials. Variation is inherent in shade, texture and finish. Seasonal expansion, damage from high heels, pets, or excessive moisture will damage materials.*



Natural Stone

- Domestic limestone, marble, and shellstone
- Imported granite, slate, quartzite, onyx, sandstone, travertine, and adoquin
- Custom ornamental, applied, carved, and sculptured options

- Residential
- Commercial
- Hospitality
- Institutional



Granite

Limestone and
Travertine



Porcelain Tile

- Thin 3mm large modules up to 36" x 72"
- High definition textures and designs
- Certified and no VOC porcelain tile



Ecru Thin




Bianco Thin



Griffin Thin




Charcoal Thin



Travertine Classic Matte



Cocoa Thin




Travertine Bone Matte

- Interior and exterior use
- Variation is inherent in stone
- Custom and recycled options

Decorative Products


- Custom mosaic glass
- Metal and decorative materials
- Handcrafted tile and terracotta



Concrete Products

Tile • Brick • Pavers

- Concrete pavers for decking, flooring and patios
- Interior and exterior applications
- Concrete brick and masonry



Features Include:

- 40 sizes and shapes
- Freeze-thaw stable for exteriors
- Textures available for slip-resistance on pools, decking and walkways
- **Made in the USA**



- Residential • Hospitality
- Commercial • Institutional




Concrete Paver, Ashlar Pattern, Limestone Texture



Concrete Pavers Installation Options:

- Mortar bed and thin-set
- Pedestal systems (see decking specifications)
- Sand-set (2" required)




A Standard concrete texture provides a very flat, smooth surface.




The Limestone surface texture features an organic, weathered appearance.




Luna is the most distressed surface texture inspired by craters on the lunar surface.



A Travertine surface texture adds a rustic, pitted surface.



Sidewalk Gray



Charley Brown



Ocean Green



Plumish



Mission Red



Early Gray



Caqui



Hacienda



Charcoal Gray



Tuscan Mustard



- Printing and website color representation is as accurate as possible. Variation is inherent in materials. Please request samples to verify color range.

- Custom Products
- Coverings - Engineered
- Finishes - Specialty



• Sales

• Consulting

• Training

Concrete Tile, Pavers, and Brick		7.1.2020	Project Pricing	
Code #	Description	Size	Group 1	Group 2
	CONCRETE PAVER: 1 INCH	ALL SIZES ARE NOMINAL	PER SQ. FT.	PER SQ. FT.
CAB-(Color)3636PV(Texture)	GROUP 1 - All Sizes Available in All Colors: Anika Grey, Artillo, Artillo Café, Buff, Caqui, Tuscan, Mustard, Cotto Dark, Cotto Gold, Hacienda Flash, Mission Red, Natural Gray, Old California, Red Flash, Sidewalk Gray, Charcoal Gray, Charley Brown, City Hall Red, Flagstone, Hacienda, Smoke, Sonora Sunset, Café Olay, Desert	36 x 36	\$ 10.94	\$ 11.65
CAB-(Color)2424PV(Texture)		24 x 24	\$ 9.46	\$ 10.24
CAB-(Color)1818PV(Texture)		18 x 18	\$ 8.75	\$ 9.46
CAB-(Color)1616PV(Texture)		16 x 16	\$ 8.75	\$ 9.46
CAB-(Color)1212PV(Texture)		12 x 12	\$ 8.75	\$ 9.46
CAB-(Color)88PV(Texture)		8 x 8	\$ 8.75	\$ 9.46
CAB-(Color)66PV(Texture)		6 x 6	\$ 8.75	\$ 9.46
CAB-(Color)1824PV(Texture)		18 x 24	\$ 8.75	\$ 9.46
CAB-(Color)1624PV(Texture)		16 x 24	\$ 8.75	\$ 9.46
CAB-(Color)1224PV(Texture)		12 x 24	\$ 8.75	\$ 9.46
CAB-(Color)1218PV(Texture)	GROUP 2 - All Sizes Available in All Colors: Early Gray, Rice, Ocean Green Light, Ocean Green Dark	12 x 18	\$ 8.75	\$ 9.46
CAB-(Color)816PV(Texture)		8 x 16	\$ 8.75	\$ 9.46
CAB-(Color)48PV(Texture)		4 x 8	\$ 12.42	\$ 13.13
	CONCRETE TILE: 3/4 INCH		PER SQ. FT.	PER SQ. FT.
CAB-(Color)1616TI(Texture)	All Textures Available in All Colors and Sizes in Pavers, Tile and Brick Standard (STD), Limestone (LIM), Luna (LUN), Travertine (TRA) and Vintage (VIN)	16 x 16	\$ 8.75	\$ 9.46
CAB-(Color)1212TI(Texture)		12 x 12	\$ 7.27	\$ 8.05
CAB-(Color)88TI(Texture)		8 x 8	\$ 8.75	\$ 9.46
CAB-(Color)66TI(Texture)		6 x 6	\$ 8.75	\$ 9.46
CAB-(Color)816TI(Texture)		8 x 16	\$ 10.24	\$ 10.94
CAB-(Color)612TI(Texture)		6 x 12	\$ 10.24	\$ 10.94
CAB-(Color)48TI(Texture)		4 x 8	\$ 12.42	\$ 13.13
	CONCRETE TILE TRIM		PER PIECE	PER PIECE
CAB-(Color)1212TBN(Texture)	Tile Surface Bullose	12 x 12	\$ 8.05	\$ 8.75
CAB-(Color)1212TC(Texture)	Tile Coping	12 x 12 x 3	\$ 11.65	\$ 13.84
CAB-(Color)1212TS(Texture)	Tile Stairtread	11-1/2 x 11-1/2 x 1-1/2	\$ 10.94	\$ 13.13
	Corners are available for most styles			
	CONCRETE PAVER TRIM		PER PIECE	PER PIECE
CAB-(Color)1824PBN(Texture)	Paver Surface Bullnose	18 x 24 x 1	\$ 42.21	\$ 43.62
CAB-(Color)1824PPC(Texture)	Paver Pool Coping	17.5 x 16 x 2	\$ 43.62	\$ 45.11
CAB-(Color)1824PS(Texture)	Paver Stairtread	18 x 24 x 2	\$ 27.67	\$ 29.08
	Accessory colors will vary from field tiles			
	BRICK: 1/2 INCH GROUT JOINTS			
CAB-(Color)STD28BR(Texture)	Standard 2 x 8	2-1/2 x 7-3/4 x 1/2	\$ 8.75	\$ 11.65
CAB-(Color)STD28BRC(Texture)	Standard 2 x 8 Corner (per piece)	2-1/2 x 7-3/4 x 4	\$ 2.61	\$ 2.61
CAB-(Color)ART28BR(Texture)	Artillo 2 x 8	2-1/4 x 7-1/2 x 1/2	\$ 11.65	\$ 12.42
CAB-(Color)ART28BRC(Texture)	Artillo 2 x 8 Corner (per piece)	2-1/4 x 7-1/2 x 3-1/2 x 1/2	\$ 2.96	\$ 3.67
CAB-(Color)SMO48BR(Texture)	Smooth 4 x 8	3-3/4 x 8 x 3/4	\$ 8.75	\$ 9.46
CAB-(Color)SMO48BRC(Texture)	Smooth 4 x 8 Short Side (per piece)	3-3/4 x 8 x 2-1/4	\$ 2.96	\$ 2.96
CAB-(Color)NOR311BR(Texture)	Norman 3 x 11	3-1/2 x 11-1/2 x 3/4	\$ 7.27	\$ 8.75
CAB-(Color)NOR311BRC(Texture)	Norman 3 x 11 Corner (per piece)	3-1/2 x 8-1/2 x 3	\$ 2.96	\$ 3.67

CAB Concrete.Tile.Paver Project PL 7.2020

Page 1 of 1

- Lead time: **limited stock** - check quantities.
- Call for special quotes on large quantities
- No returns on Special Order.
- 25% restocking charge.

- Prices may be subject to change without notice.
- **Packing Charge:** \$10.00/box. \$20.00/pallet
- **Shipping terms are FOB origin.**
- **All sizes are nominal.**

NOTE: These materials are part of the manufacturing process and no two pieces are exactly alike in color or texture. You and your installer MUST INSPECT and blend any material required to meet owner/buyer approval PRIOR TO INSTALLATION. Absolutely no claims will be accepted for any reason after material is installed.

Estudio Group LLC Phone: 800.784.0231 e-mail: info@estudiogroup.net www.estudiogroup.net
Anaheim, CA Austin, TX Clifton, NJ Phone: 714.813.6598 Fax: 714.276.9111



WESTERN QUARRY CLASSIC




Estudio Group LLC
www.estudiogroup.net
800.784.0231

• Anaheim, CA
• Austin, TX • Clifton, NJ

High fire handcast terra cotta is available in Glazed and Unglazed finishes.


See Glaze Color palette at [www.estudiogroup.net](#)



16 X 16



8 X 16



12 X 12



6 X 12



8 X 8



6 x 6



3 X 6



4 X 4



8" Hexagon




10" Octagon w/4" dot




12 x 12 Stairtread




12" SBN




3 x 8 Chair Rail



product: 12 x 12 Western Quarry Classic
color shown: Buckskin



product: 12 x 12 Western Quarry Classic
color shown: Light Copper



product: 6 x 12 Western Quarry Classic
color shown: Spanish Brown

Estudio Group LLC
Anaheim, CA • Austin, TX • Clifton, NJ
Toll Free: 800.784.0231

Ph: 714.813.6598 Fax: 714.276.9111
E-mail: info@estudiogroup.net

Estudio Group LLC

• Stone • Tile • Green Products

Phone: (800) 784.0231 • (714) 813.6598
www.estudiogroup.net • sales@estudiogroup.net

• Concrete • Engineered Stone • Specialty

and rounded corners.



Create Your Own Stepping Stones

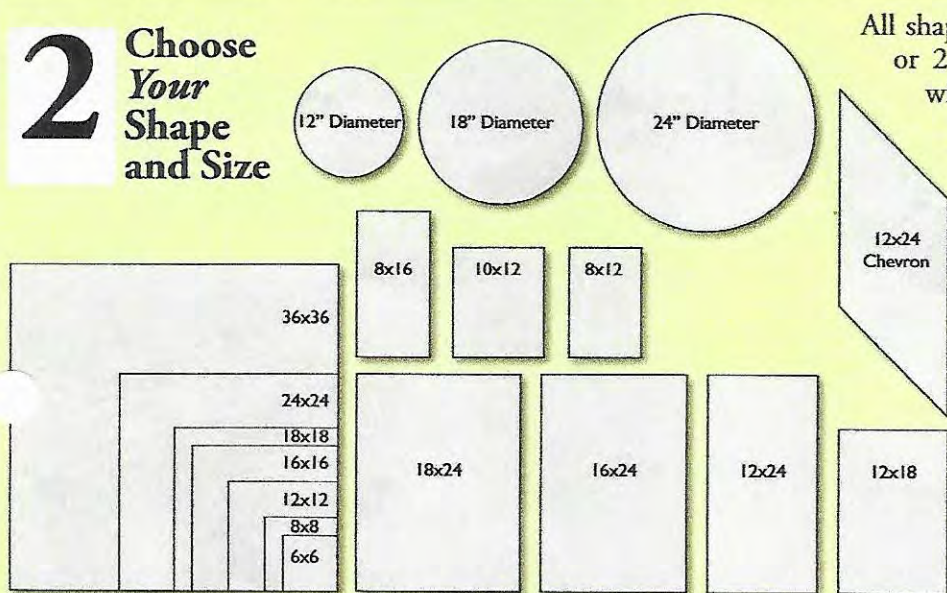
1 Choose Your Color

Estudio Group LLC has over 40 different colors and blends to choose from but you can't go wrong with the classics. Color will vary; ask for a color chip for a more accurate sample.



More colors available at www.estudiogroup.net

2 Choose Your Shape and Size




Estudio Group LLC

• Stone • Tile • Green Products

Phone: (800) 784.0231 • (714) 813.6598
www.estudiogroup.net • sales@estudiogroup.net

• Concrete • Engineered Stone • Specialty



ROMAN SERIES

Featuring tiles, pavers, wall caps, pier caps, and pool coping the Roman Series offers solutions for just about any interior, exterior, or hardscape application. Roman tiles and pavers are offered in sizes ranging from 6x6 to 36x36 with a flat surface and crisp edges. Roman wall caps, pier caps and pool copings feature gently rounded bullnoses and are available in a variety of sizes and radius pieces.

3 Choose Your Texture

- **Standard** texture does not need to be specified and is how all our products are made unless requested.
- **Travertine** texture adds a rustic, pitted surface.
- **Limestone** texture features an organic, weathered appearance and generally lightens the original color.
- **Luna** is our most distressed texture, inspired by the craters, seas, and valleys of the moon.



Acid wash and sand blasted
w

Estudio Group LLC
Anaheim, CA • Austin, TX • Clifton, NJ
Toll Free: 800.784.0231
Ph: 714.813.6598 Fax: 714.276.9111
E-mail: info@estudiogroup.net

visit



ROMAN TILE ACCESSORIES

Estudio Group LLC




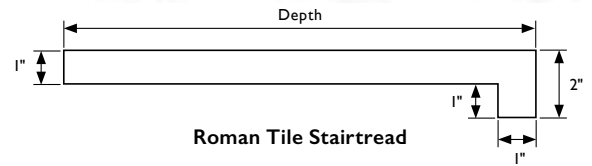
• Custom Products • Finishes • Green

Phone: (800) 784.0231 • (714) 813.6598

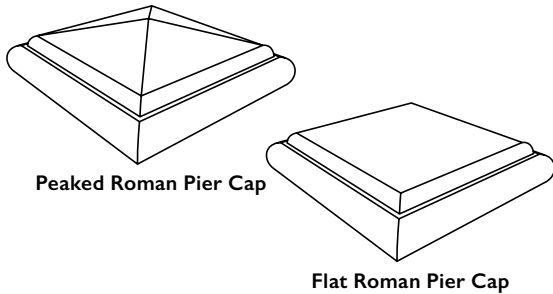
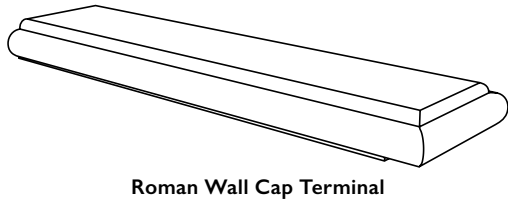
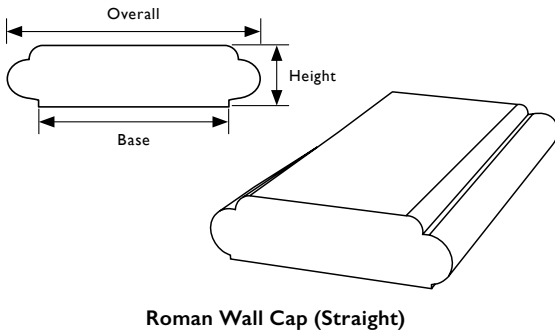
www.estudiogroup.net • sales@estudiogroup.net

• Engineered • Concrete • Quartz • Terrazzo

Roman Accessories Depth x Width	Nominal Sizes (Inches) Depth x Width x Height
12 x 12 Roman Tile Stairtread	12" Deep x 12" Wide x 2" High
12 X 12 Roman Tile Stairtread Corner	12" Deep x 12" Wide x 2" High
12 x 24 Roman Tile Stairtread	12" Deep x 24" Wide x 2" High
18 x 24 Roman Tile Stairtread	18" Deep x 24" Wide x 2" High
18 x 18 Roman Tile Stairtread	18" Deep x 18" Wide x 2" High
18 x 18 Roman Tile Stairtread Corner	18" Deep x 18" Wide x 2" High
14 x 24 Roman Tile Style 1 Stairtread	14" Deep x 24" Wide x 2" High
16 x 24 Roman Tile Style 1 Stairtread	16" Deep x 24" Wide x 2" High
18 x 24 Roman Tile Style 1 Stairtread	18" Deep x 24" Wide x 2" High
14" Roman Tile Style 1 Stairtread Corner	14" Deep x 14" Wide x 2" High
16" Roman Tile Style 1 Stairtread Corner	16" Deep x 16" Wide x 2" High
18" Roman Tile Style 1 Stairtread Corner	18" Deep x 18" Wide x 2" High
14 x 24 Roman Tile Style 2 Stairtread	14" Deep x 24" Wide x 2" High
16 x 24 Roman Tile Style 2 Stairtread	16" Deep x 24" Wide x 2" High
18 x 24 Roman Tile Style 2 Stairtread	18" Deep x 24" Wide x 2" High
14" Roman Tile Style 2 Stairtread Corner	14" Deep x 14" Wide x 2" High
16" Roman Tile Style 2 Stairtread Corner	16" Deep x 16" Wide x 2" High
18" Roman Tile Style 2 Stairtread Corner	18" Deep x 18" Wide x 2" High
14 x 24 Roman Tile Surface Bullnose	14" Deep x 24" Wide x 1" High
16 x 24 Roman Tile Surface Bullnose	16" Deep x 24" Wide x 1" High
18 x 24 Roman Tile Surface Bullnose	18" Deep x 24" Wide x 1" High
14" Outside/Inside Corner Surface Bullnose	14" Deep x 14" Wide x 1" High
16" Outside/Inside Corner Surface Bullnose	16" Deep x 16" Wide x 1" High
18" Outside/Inside Corner Surface Bullnose	18" Deep x 18" Wide x 1" High



ROMAN WALL & PIER CAPS



Roman Wall and Pier Caps	Nominal Sizes
8 x 24 Roman Wall Cap (Straight or Radius)	8" Overall, 6.5" Base, 2" High
10 x 24 Roman Wall Cap (Straight or Radius)	10" Overall, 8.5" Base, 2" High
12 x 24 Roman Wall Cap (Straight or Radius)	12" Overall, 10.5" Base, 2" High
14 x 24 Roman Wall Cap (Straight or Radius)	14" Overall, 12.5" Base, 2" High
16 x 24 Roman Wall Cap (Straight or Radius)	16" Overall, 14.5" Base, 2" High
18 x 24 Roman Wall Cap (Straight or Radius)	17.5" Overall, 16" Base, 2" High
20 x 24 Roman Wall Cap (Straight or Radius)	19.5" Overall, 18" Base, 2" High
Radius Roman Wall Cap 1 - 12 Ft.	Use Diagram on Opposite Page
8" Roman Wall Cap Corner	11.75" Overall, 6.5" Base, 2" High, 3.75" Return
10" Roman Wall Cap Corner	12.5" Overall, 8.5" Base, 2" High, 2.5" Return
12" Roman Wall Cap Corner	15" Overall, 10.5" Base, 2" High, 3" Return
14" Roman Wall Cap Corner	17" Overall, 12.5" Base, 2" High, 3" Return
16" Roman Wall Cap Corner	19.125" Overall, 14.5" Base, 2" High, 3" Return
18" Roman Wall Cap Corner	22" Overall, 16" Base, 2" High, 4.5" Return
20" Roman Wall Cap Corner	23.5" Overall, 18" Base, 2" High, 4.5" Return
8 X 24 Roman Wall Cap Terminal	8.5" Overall, 6.5" Base, 2" High
10 X 24 Roman Wall Cap Terminal	10" Overall, 8.5" Base, 2" High
12 X 24 Roman Wall Cap Terminal	12" Overall, 10.5" Base, 2" High
14 X 24 Roman Wall Cap Terminal	14" Overall, 12.5" Base, 2" High
16 X 24 Roman Wall Cap Terminal	16" Overall, 14.5" Base, 2" High
18 X 24 Roman Wall Cap Terminal	17.5" Overall, 16" Base, 2" High
20 X 24 Roman Wall Cap Terminal	19.5" Overall, 18" Base, 2" High
10 x 10 Peaked Roman Pier Cap	9.5" Overall, 8" Base, 3" High
14 x 14 Peaked Roman Pier Cap	14.5" Overall, 13" Base, 3" High
16 x 16 Peaked Roman Pier Cap	16" Overall, 14.5" Base, 3" High
19 x 19 Peaked Roman Pier Cap	19" Overall, 17.5" Base, 3.5" High
22 x 22 Peaked Roman Pier Cap	22" Overall, 20.5" Base, 4" High
15 X 20 Flat Roman Pier Cap	15" x 20" Overall, 13" x 18" Base, 2.5" High
26 X 26 Flat Roman Pier Cap	25.5" Overall, 23.5" Base, 2.5" High
48 X 48 Flat Roman Pier Cap	48" Overall, 46" Base, 2.5" High



Roman Wall Cap
 Old California - Limestone

Estudio
 Group LLC

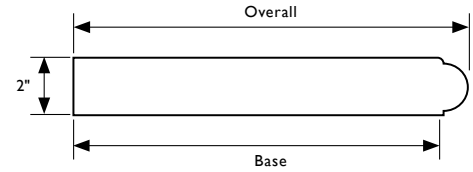


• Finishes • Creative • Green Products
 • Anaheim, CA • Austin, TX • Clifton, NJ
 www.estudiogroup.net • info@estudiogroup.net
 • Phone: 800.784.0231 • 714.813.6598

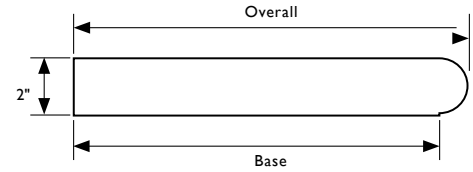
ROMAN POOL AND PAVER STEP COPING

Estudio Group LLC
 • Custom Products • Finishes • Green
 Phone: (800) 784.0231 • (714) 813.6598
 www.estudiogroup.net • sales@estudiogroup.net
 • Engineered • Concrete • Quartz • Terrazzo


Roman Pool and Step Coping	Nominal Sizes
14 x 24 Roman Style 1 Pool and Step Coping	13.5" Overall, 12.5" Base, 2" High
16 x 24 Roman Style 1 Pool and Step Coping	15.5" Overall, 14.5" Base, 2" High
18 x 24 Roman Style 1 Pool and Step Coping	17.5" Overall, 16" Base, 2" High
14" Style 1 Inside, Outside Corner, and Radius	17" Overall, 12.5" Base, 2" High, 3" Return
16" Style 1 Inside, Outside Corner, and Radius	19.125" Overall, 14.5" Base, 2" High, 3" Return
18" Style 1 Inside, Outside Corner, and Radius	22" Overall, 16" Base, 2" High, 4.5" Return
14 x 24 Style 2 Pool and Step Coping	14" Overall, 12.5" Base, 2" High
16 x 24 Style 2 Pool and Step Coping	15.5" Overall, 14.5" Base, 2" High
18 x 24 Style 2 Pool and Step Coping	17.5" Overall, 16" Base, 2" High
14" Style 2 Inside, Outside Corner, and Radius	17" Overall, 12.5" Base, 2" High, 3" Return
16" Style 2 Inside, Outside Corner, and Radius	19.125" Overall, 14.5" Base, 2" High, 3" Return
18" Style 2 Inside, Outside Corner, and Radius	22" Overall, 16" Base, 2" High, 4.5" Return



Roman Style 1 Pool and Step Coping



Roman Style 2 Pool and Step Coping



Approximate Number of Pieces

Approximate Outside Measurement

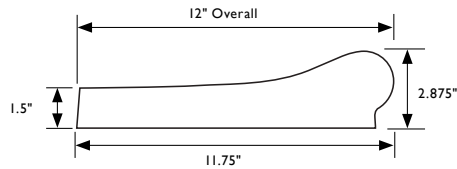
Radius Measured from Center to Outside Wall/Base

Estudio
 Group LLC

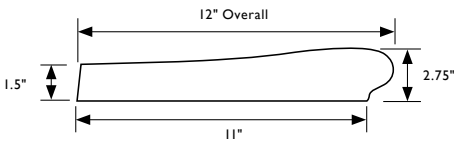


• Finishes • Creative • Green Products
 • Anaheim, CA • Austin, TX • Clifton, NJ
 www.estudiogroup.net • info@estudiogroup.net
 • Phone: 800.784.0231 • 714.813.6598

ROMAN POOL COPING



Big Line Pool Coping



Medium Line Pool Coping

Pool Coping	Nominal Sizes
12 x 24 Big Line Pool Coping	12" Overall, 24" Length, 11" Base, 2.875" High
Big Line Radius Pool Coping	Inside Radii 6", 1, 3, 4, 5, 6, 9, 12, 14 FT., Outside Radius 12 FT.
Big Line Inside Corner Pool Coping	12" Overall, 11.25" Base, 2.875" High
Big Line Outside Corner Pool Coping	12" Overall, 11.25" Base, 2.875" High
12 x 24 Medium Line Pool Coping	12" Overall, 24" Length, 11" Base, 2.75" High
Medium Radius Pool Coping	Inside Radii 6", 1, 4, 5, 6, 7 FT.
Medium Inside Corner Pool Coping	12.5" Overall, 11.75" Base, 2.25" High
Medium Line Outside Corner Pool Coping	12.5" Overall, 11.75" Base, 2.25" High

Radii are sold per piece NOT as a set.

ECHO COLLECTION

Echo is an innovative new collection by Italian tile designer Giovanni Barbieri manufactured by ARTO in California. The line offers infinite motifs, decorative borders, and inlaid panels. The Echo products can be combined with any Roman tile or paver to create a truly custom look. Like ARTO's Roman series, Echo Tiles are 1" thick and can be mortar set in interior and exterior spaces including walls, floors, and vehicular applications. Echo Pavers are 2" thick and can also be sand set for patios, walkways, pool decks, and driveways.

Echo Module Tiles below shown in Charcoal with Form Finish. Grind Finish also available.



8" x 8"



8" x 16"



16" x 16"



16" x 24"




Echo Module Tiles
Charcoal - Form Finish

Roman Tiles
Charcoal - Standard

Quartz Slabs, Countertops, Cladding

Engineered Quartz • Low Maintenance

- Available in 2 cm and 3 cm slabs
- Dimensions: 305 x 140 cm / 120 x 55 inches
- Finishes: Polished, Spacco and Brushed



Kitchen Tops and Backs



Bathroom Tops



Tabletops and Storage Surfaces



Commercial Restroom



- Residential • Hospitality
- Commercial • Institutional

- Printing and website color representation is as accurate as possible. Variation is inherent in materials. Please request samples to verify color range.

• Green - Eco Studio

• Training - Learning Studio

• Finishes - Project Studio

• Consulting - Work Studio

Estudio Group LLC • Phone: 800.784.0231

e-mail: info@estudiogroup.net • www.estudiogroup.net

Anaheim, CA • Austin, TX • Clifton, NJ • Phone: 714.813.6598 • Fax: 714.276.9111

08.2020

- Custom Products
- Coverings - Engineered
- Finishes - Specialty



• Sales

• Consulting

• Training

QUARTZ, COUNTERTOPS, SLABS		QFQ Quartz Slabs Project PL 7.2020	7.1.2020	Project Pricing Per Sq. Ft. Slabs Only
GROUP	COLOR	1.2 cm (1/2") 152 SLABS / 20' CONTAINER	2cm (3/4") 96 SLABS / 20' CONTAINER	3cm (1 1/4") 64 SLABS / 20' CONTAINER
MA	BEIGE MA 100	\$428.79	\$504.40	\$655.71
	GREY MA 101	\$428.79	\$504.40	\$655.71
	WHITE MA 102	\$428.79	\$504.40	\$655.71
QF	QF BEIGE 500	\$428.79	\$504.40	\$655.71
	QF ASH GREY 535	\$428.79	\$504.40	\$655.71
	QF LIGHT GREY 510	\$428.79	\$504.40	\$655.71
	QF BLACK 525	\$428.79	\$504.40	\$655.71
	QF BROWN 530	\$428.79	\$504.40	\$655.71
	QF WHITE 505	\$428.79	\$504.40	\$655.71
	QF DARK GREY 515	\$428.79	\$504.40	\$655.71
	QF LIGHT BEIGE 520	\$428.79	\$504.40	\$655.71
PEBBLE	PEBBLE BLACK 105	\$501.99	\$590.58	\$767.74
	PEBBLE BROWN 110	\$501.99	\$590.58	\$767.74
	PEBBLE CAPPUCCINO 115	\$501.99	\$590.58	\$767.74
	PEBBLE DARK GREY 120	\$501.99	\$590.58	\$767.74
	PEBBLE LIGHT GREY 125	\$501.99	\$590.58	\$767.74
BRAZILIAN	INDIAN BROWN 200	\$501.99	\$590.58	\$767.74
	CANADIAN WHITE 205	\$501.99	\$590.58	\$767.74
ADD	TOP CRYSTAL WHITE 700	\$531.20	\$624.96	\$812.51
	TOP CRYSTAL BLACK 705	\$531.20	\$624.96	\$812.51
	TOP CRYSTAL RED 710	\$531.20	\$624.96	\$812.51
TWINKLE	TWINKLE BLACK 340	\$531.20	\$624.96	\$812.51
	TWINKLE WHITE 345	\$531.20	\$624.96	\$812.51
CLOUDY	CLOUDY BLACK 600	\$553.39	\$651.00	\$846.33
	CLOUDY BROWN 605	\$553.39	\$651.00	\$846.33
	CLOUDY DESERT 610	\$553.39	\$651.00	\$846.33
	CLOUDY WHITE 615	\$553.39	\$651.00	\$846.33
	CLOUDY BEIGE 620	\$553.39	\$651.00	\$846.33
	BLACK AND MORE 625	\$553.39	\$651.00	\$846.33
	PORTLAND GREY 600	\$553.39	\$651.00	\$846.33
EXTREME	NEW TITAN 310	\$628.81	\$739.78	\$961.71
	ICEBERG WHITE 300	\$628.81	\$739.78	\$961.71
	NIGHT BLACK 305	\$628.81	\$739.78	\$961.71
BREEZE	ASHEN LIGHT BREEZE 800	\$796.85	\$937.50	\$1,218.71
	BLANC BREEZE 805	\$796.85	\$937.50	\$1,218.71
	SAND BREEZE 810	\$796.85	\$937.50	\$1,218.71
	PEARL BREEZE 815	\$796.85	\$937.50	\$1,218.71
	PEARL BLACK BREEZE 820	\$796.85	\$937.50	\$1,218.71
VEINED	VEINED AFRICA 900	\$796.85	\$937.50	\$1,218.71
	VEINED BARQUE 905	\$796.85	\$937.50	\$1,218.71
	VEINED CREME 910	\$796.85	\$937.50	\$1,218.71
	VEINED DECO 915	\$796.85	\$937.50	\$1,218.71
	VEINED MICHELANGELO 920	\$796.85	\$937.50	\$1,218.71
SPACCO	SPACCO WHITE 450	\$523.90	\$616.33	\$801.26
	SPACCO LIGHT GREY 455	\$523.90	\$616.33	\$801.26
	SPACCO BLACK 465	\$523.90	\$616.33	\$801.26
	SPACCO BROWN 470	\$523.90	\$616.33	\$801.26
	SPACCO BEIGE 598	\$523.90	\$616.33	\$801.26
	SPACCO PORTLAND GREY 475	\$607.96	\$715.28	\$929.91
ABSOLUTE	ABSOLUTE WHITE 400	\$763.60	\$898.30	\$1,167.79
	ABSOLUTE LIGHT GREY 405	\$763.60	\$898.30	\$1,167.79

- Shipping: Call for pricing ■ Call for special quotes on large quantities
- Shipping terms FOB origin ■ Prices may be subject to change without notice

DIMENSIONS: 305 x 140 cm / 120 x 55 in
FINISHES: Polished & Spacco (Brush + 5% increase)

NOTE: These materials are part of the manufacturing process and no two pieces are exactly alike in color or texture.

You and you installer MUST INSPECT and blend any material required to meet owner/buyer approval PRIOR TO INSTALLATION. Absolutely no claims will be accepted for any reasons after material is installed.

Estudio Group LLC Phone: 800.784.0231 e-mail: info@estudiogroup.net www.estudiogroup.net
 Anaheim, CA Austin, TX Clifton, NJ Phone: 714.813.6598 Fax: 714.276.9111



OUR RANGE OF COLOURS

The evolution of stone into
a perfect surface.
Quartzforms stone goes one step
further than natural stone.

Our product is the result
of the most cutting-edge
technological development
of the exclusive Bretonstone®
process.

Its unrivalled versatility, resistance,
aesthetic performance, hygienic
quality and easy maintenance
have won the trust of architects
and designers worldwide.

Slabs dimension:
305 cm l 140 cm
Slabs thickness:
1,2 cm - 2 cm - 3 cm

Slabs Weight:
1,2 cm thickness 125 kg
2 cm thickness 208 kg
3 cm thickness 312 kg

Colours and brightness
of printed reproductions
are indicative.

Estudio Group LLC

• Custom Products • Finishes • Green

Phone: (800) 784.0231 • (714) 813.6598

www.estudiogroup.net • sales@estudiogroup.net

• Engineered • Concrete • Quartz • Terrazzo



Eco Studio



Project Studio

Estudio Group LLC
www.estudiogroup.net
800.784.0231

• Anaheim, CA
• Austin, TX • Clinton, NJ



absolute white | 400




absolute light grey | 405



add top crystal | 700



add top crystal black | 705



add top crystal red | 710



brazilian indian brown | 200

SPECIAL VEINED COLOURS

Estudio Group LLC

• Custom Products • Finishes • Green


Phone: (800) 784.0231 • (714) 813.6598

www.estudiogroup.net • sales@estudiogroup.net

• Engineered • Concrete • Quartz • Terrazzo

The surface of Veined quartz is the vibration of stone.


Veined is a reinterpretation of natural stone, revamping its appearance to create new, innovative surfaces with unrivalled technical characteristics.



veined africa | 900




veined baroque | 905



veined cream | 910



veined deco | 915



veined michelangelo | 920

Estudio Group LLC

Anaheim, CA • Austin, TX • Clifton, NJ

Toll Free: 800.784.0231

Ph: 714.813.6598 Fax: 714.276.9111

E-mail: info@estudiogroup.net

QUARTZFORMS

MADE IN GERMANY

Estudio Group LLC

• Custom Products • Finishes • Green

Phone: (800) 784.0231 • (714) 813.6598

www.estudiogroup.net • sales@estudiogroup.net

✪ Engineered ✪ Concrete ✪ Quartz ✪ Terrazzo

**FEATURES
FORMATS AND FINISHES
COLLECTIONS
CERTIFICATIONS
APPLICATIONS
TECHNICAL DETAILS**

Estudio
Group LLC



Project Studio

• Finishes • Creative • Green Products

• Anaheim, CA • Austin, TX • Clifton, NJ

www.estudiogroup.net • info@estudiogroup.net

• Phone: 800.784.0231 • 714.813.6598

Estudio
Group LLC



- Finishes • Creative • Green Products
- Anaheim, CA • Austin, TX • Clifton, NJ
- www.estudiogroup.net • info@estudiogroup.net
- Phone: 800.784.0231 • 714.813.6598

1.01 **FEATURES**

1.02 **FORMATS AND FINISHES**

1.03 **COLLECTIONS**

1.04 **CERTIFICATIONS**

1.05 **APPLICATIONS**

1.06 **TECHNICAL DETAILS**

1.01 FEATURES

Estudio
Group LLC



• Finishes • Creative • Green Products
• Anaheim, CA • Austin, TX • Clifton, NJ
www.estudiogroup.net • info@estudiogroup.net
• Phone: 800.784.0231 • 714.813.6598

Quartzforms® is created using Bret-onstone® system technology, a process involving vibrocompression in a vacuum; it consists of silica sand or pure quartz, structural polyester resin and coloured pigments stabilised using UV rays.

Its features make it ideal for a wide range of uses in the interior design sector, both public and private, because slabs made of quartz maintain the physical and mechanical characteristics of their primary components.



Quartzforms® is non-toxic and environmentally friendly.



Quartzforms® is not easily scratched.



Quartzforms® is available in a wide range of colours, shades, textures and finishes.



Quartzforms® is resistant to the stains of many liquids and is non-porous.



Quartzforms® does not absorb liquids.



Quartzforms® is heat resistant and non-flammable.

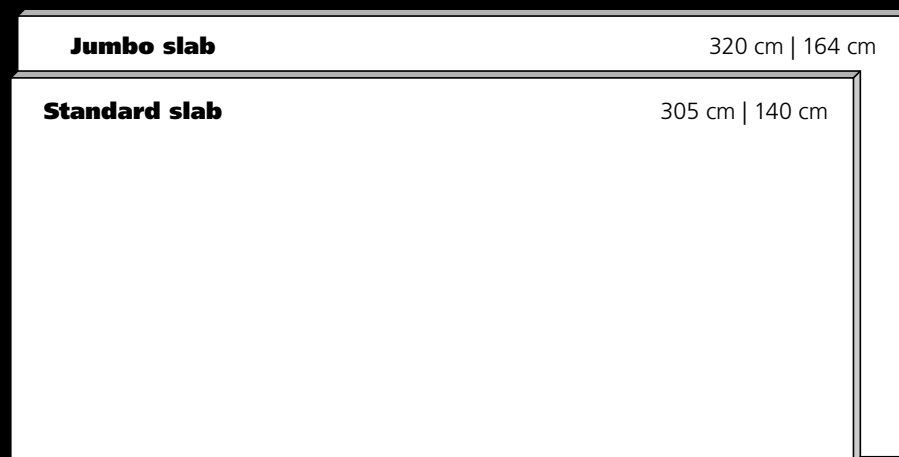


Quartzforms® is resistant to knocks.



Quartzforms® is resistant to external damage.

1.02 FORMATS AND FINISHES



STANDARD FORMAT

SLAB SIZES

305 cm | 140 cm - 120" | 55" (4,27 sqm)

SLAB THICKNESSES

1,2 cm - ½" | 2 cm - ¾" | 3 cm - 1 ¼"

SLAB WEIGHTS *

Thickness 1,2 cm - ½" : 125 kg - 275 lb

Thickness 2 cm - ¾" : 208 kg - 459 lb

Thickness 3 cm - 1 ¼" : 312 kg - 688 lb

FORMATO JUMBO

SLAB SIZES

320 cm | 164 cm - 126" | 64,5" (5,25 sqm)

SLAB THICKNESSES


2 cm - ¾" | 3 cm - 1 ¼"

SLAB WEIGHTS *


Thickness 2 cm - ¾" : 258 kg - 569 lb

Thickness 3 cm - 1 ¼" : 387 kg - 853 lb


FINISHES



Polished



Brushed



Spacco

* The indicated weight can vary by about 5% due to the different weight specific for the various classes of product.

1.03 COLLECTIONS

PLANET COLLECTION




Neptune

2025



Venus

2005




Mercury

2001




Saturn

2015




Jupiter

2020



Mars

2010



Pluto

2030

The future is looking far ahead: a thickly veined pattern in the material, inspired by an extra-terrestrial landscape.


Estudio
Group LLC



• Finishes • Creative • Green Products
• Anaheim, CA • Austin, TX • Clifton, NJ
www.estudiogroup.net • info@estudiogroup.net
• Phone: 800.784.0231 • 714.813.6598

WHITE COLLECTION

Its beauty lies in its simplicity:
the collection which gives light
and prestige to every setting it is
used in.



Absolute White

400




Veined Michelangelo

920




Imperial White

955



Extreme Iceberg White

300



Breeze Blanc

805



Cloudy White

615



QF White

505



Add Top Crystal

700



Twinkle White

345



Nacre

860



Seashell

865



White

955



Meringa

945



Caramel

930



Nautilus

850



Ammonite

855



Jet

870

The colours and veining interact:
the material defines its elegance
with shades of matching tones
which highlight the surface.

IMPERIAL




Dolphin Grey

940



Cherry Beige


935




Brown

950


The surface which emphasizes the
veining: the carvings in the slabs,
clearly visible thanks to the
elegantly contrasting elements,
give the design a sensation of
gentle movement.



Blanc **805**



Sand **810**



Ashen Light **800**



Michelangelo **920**



Bernini **925**



Cream **910**

BREEZE

A tremor spreads across the stone: the finely textured surface characterised by a light veining in delicate, elegant shades.



Pearl **815**



Pier **825**



Hull **830**

VEINED

The vibration of the stone: natural stone which renews its appearance to create new un-rivalled technical qualities.



Deco **915**



Baroque **905**



Africa **900**

The complete range of Quartzforms® colours

The complete range of Quartzforms® colours assure un-rivalled features which combine resistance, versatility with the highest aesthetic and hygiene standards.

PLANET




Neptune 2025

FOSSIL



Nacre 860




Seashell 865



Nautilus 850



Ammonite 855



Venus 2005



Mercury 2001




Saturn 2015




Jupiter 2020



Jet 870



Iceberg White 300



Titan 310



Night Black 305

EXTREME



Mars 2010



Pluto 2030



Blanc 805



Sand 810



White 955



Meringa 945



Caramel 930



Dolphin Grey 940

IMPERIAL



Ashen Light 800



Pearl 815



Pier 825



Hull 830



Cherry Beige 935



Brown 950





White 400



Light Grey 405

ABSOLUTE

BRAZILIANCanadian White **205****MA**White **102**Beige **100**Grey **101****TWINKLE**White **345**Light Red **350**Light Blue **355**Grey **335****PEBBLE**Black **340**Cappuccino **115**Light Grey **125**Dark Grey **120**

Estudio
Group LLC



• Finishes • Creative • Green Products
• Anaheim, CA • Austin, TX • Clifton, NJ
www.estudiogroup.net • info@estudiogroup.net
• Phone: 800.784.0231 • 714.813.6598

1.04

CERTIFICATIONS

made
in
Germany

**Made in Germany**

Quartzforms® is produced in Germany.

European Union

The Quartzforms® production site is located in the European Union.

**TÜV-SÜD**

Standard ISO 9001 is a useful benchmark which sets guidelines for all companies, helping them to increase efficiency and improve internal productivity and guiding them towards continuous improvement.

**NSF**

Quartzforms® is a safe material, even when in direct contact with food or water.

**Greenguard**

Quartzforms® conforms to certification standards for no-emission products.

**Breton Tech Inside**

Quartzforms® does not contain volatile organic compounds (VOCs).

**ASTA WORLD-WIDE**

Quartzforms® is member of the World-Wide Agglomerated Stones Manufacturers Association.

Estudio Group LLC

• Custom Products • Finishes • Green
Phone: (800) 784.0231 • (714) 813.6598
www.estudiogroup.net • sales@estudiogroup.net
• Engineered • Concrete • Quartz • Terrazzo

1.05 APPLICATIONS

PRIVATE USE

Quartzforms® is perfectly suited to a wide range of uses in private sector interior design.

PUBLIC USE

The qualities Quartzforms® possesses make it suitable for use in theatres, auditoriums, cinemas, libraries, schools, universities, public buildings, railway and bus stations, underground rail networks, administrative headquarters, shopping centres and hospitals.

EXTERNAL USE

Quartzforms® is not recommended for external use because exposure to direct sunlight may cause changes in its colour or shape.

RESIDENTIAL USE

KITCHEN

Work surfaces, floors, cladding.

BATHROOM

Sinks and vanities, floors, cladding, showers, bath tubs.

LIVING ROOM

Furniture, tables, lamps or design features.

STAIRS AND CORRIDORS

Floors and cladding.

COMMERCIAL USE

RESTAURANTS

Professional and 'open-type' kitchens, bathrooms, cladding, floors and decor.

BARS AND CLUBS

Bar counters and worktops, tables, bathrooms, cladding, floors and furniture.

SHOPS

Counter tops, tables, shelving, bathrooms, cladding and floors.

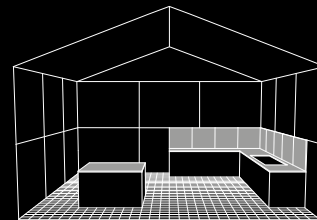
OFFICES

Flooring, decor, cladding, tables, shelving and bathrooms.

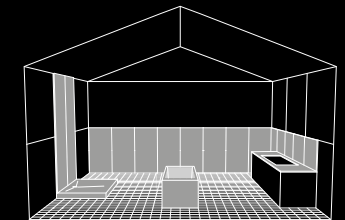
HOTELS

Counter tops and reception areas, bathrooms, cladding, flooring and furniture.

KITCHEN TOPS AND BACKS



CLADDING FOR BATH TUBS AND SHOWER CUBICLES



BATHROOM TOPS

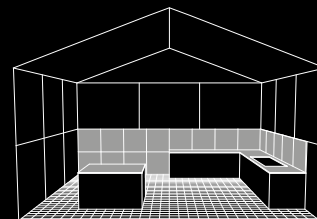
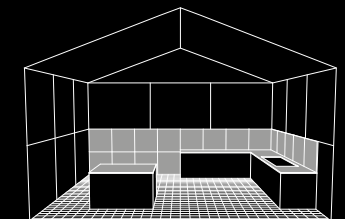
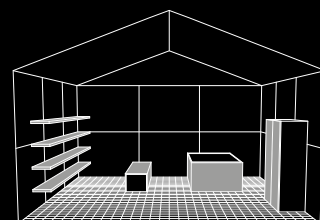


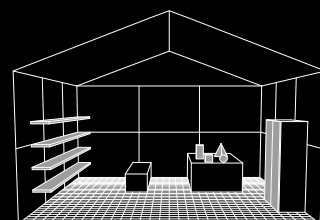
TABLE TOPS, STORAGE SURFACES



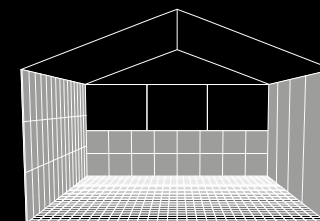
SHELVES



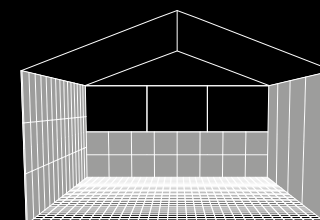
DOORS AND COMPONENTS FOR FURNITURE



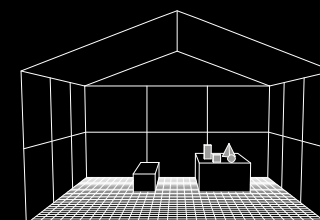
FLOORING



CLADDING



COORDINATED DECOR ITEMS



1.06

TECHNICAL DETAILS

STANDARD			UNIT OF MEASUREMENT		CATEGORY 1		CATEGORY 2		CATEGORY 3		CATEGORY 4		CATEGORY 5		CATEGORY 6		CATEGORY 7	
					Result	EN-15285:2008	Result	EN-15285:2008	Result	EN-15285:2008	Result	EN-15285:2008	Result	EN-15285:2008	Result	EN-15285:2008	Result	EN-15285:2008
					(mean value)		(mean value)		(mean value)		(mean value)		(mean value)		(mean value)		(mean value)	
Apparent Density	EN 14617-1:2013	kg/cm³	2439	W3	2368	W3	2392	W3	2408	W3	2342	W3	2176	W3	2414	W3		
Water Absorption	EN 14617-1:2013	%	0,14	W3	0,14	W3	0,14	W3	0,12	W3	0,1	W3	0,14	W3	0,11	W3		
Flexural Strenght	EN 14617-2:2016	MPa	42,5	F4	70,1	F4	46,2	F4	51,9	F4	63,2	F4	67,7	F4	37,4	F3		
Compressive Strenght	EN 14617-15:2005	MPa	172		232		204		188		189		219		196			
Impact Resistance	EN 14617-9:2005	J	3,6		9,2		6,9		6		4,9		13,7		4,6			
Linear Thermal Expansion Coefficient	EN 14617-11:2005	10 ⁻⁶ °C ⁻¹	24,9		37,7		29,1		28,6		25,1		47,9		29,9			
Chemical Resistance (HCl and NaOH)	EN 14617-10:2012	Classe	C4 hydrochloric acid C3 sodium hydroxide		C4 hydrochloric acid C4 sodium hydroxide		C4 hydrochloric acid C4 sodium hydroxide		C4 hydrochloric acid C3 sodium hydroxide		C4 hydrochloric acid C4 sodium hydroxide		C4 hydrochloric acid C4 sodium hydroxide		C4 hydrochloric acid C4 sodium hydroxide			
Abrasion Resistance	EN 14617-4:2012	mm	26,2	A4	29,6	A3	28	A4	27,4	A4	30,9	A3	29,6	A3	27,3	A4		
Slip resistance by means of the pendulum tester (polished finish)	EN 14231:2003	-	SRVdry = 44 SRVwet = 4		SRVdry = 47 SRVwet = 4		SRVdry = 44 SRVwet = 4		SRVdry = 44 SRVwet = 6		SRVdry = 53 SRVwet = 5		SRVdry = 44 SRVwet = 5		SRVdry = 44 SRVwet = 9			

- CATEGORY:
1. Beige MA, Grey MA, White MA, Pebble Cappuccino, Pebble Dark Grey, Pebble Light Grey, Lavic Navajo, Lavic Black

2. Extreme Iceberg White, Extreme Titan, Cloudy Black, Cloudy Brown, Cloudy Desert, Cloudy Portland Grey, Cloudy Black and More, Blanc Breeze, Sand Breeze, Pearl Breeze, Veined Africa, Veined Baroque, Veined Deco, Imperial Caramel, Imperial Cherry Beige, Imperial Dolphin Grey, Imperial Meringa, Imperial Brown, Veined Bernini, Planet Mars, Planet Pluto, Planet Venus, Planet Jupiter, Planet Mercury, Planet Neptune

3. Cloudy White, Fossil Nacre, Fossil Seashell, Fossil Jet, Fossil Ammonite, Fossil Nautilus, Planet Saturn, Breeze Ashen Light, Breeze Hull

4. Extreme Night Black,QF White, QF Light Grey, QF Dark Grey, QF Light Beige, QF Brown, Spacco White, Spacco Beige, Spacco Portland Grey, Spacco Light Grey, Spacco Brown

5. Twinkle Black, Twinkle White, Twinkle Grey, Add Top Crystal Black, Add Top Crystal Red

6. Absolute White, Absolute Light Grey, Veined Michelangelo, Veined Cream, Imperial White, Soul Calacatta.

7. QF Black, Cloudy Belgian Blue, Add Top Crystal, Spacco Black

Estudio
Group LLC



- Finishes • Creative • Green Products
- Anaheim, CA • Austin, TX • Clifton, NJ
- www.estudiogroup.net • info@estudiogroup.net
- Phone: 800.784.0231 • 714.813.6598

ENGINEERED SPECIFICATIONS

Recycled Glass Quartz 09300
Concrete Tile 09300
Terrazzo Tile 09300
SHORT FORM

1. GENERAL

1.01 SUMMARY

- A. Provide Engineered: **Recycled Glass Quartz/Concrete Tile/ Terrazzo Tile** where shown on the drawings, as specified herein, and as needed for a complete and proper installation.
- B. Related Work:
 - 1. Documents affecting work of this section include, but are not necessarily limited to General Conditions, Supplementary Condition, and Sections in Division 1 of these specifications.

1.02 SUBMITTALS

- A. Comply with pertinent provisions of Section 01300.
- B. Submit Samples of the proposed Engineered: **Recycled Glass Quartz/Concrete Tile/ Terrazzo Tile**, showing color range, color variation, and textures.

1.03 QUALITY ASSURANCE

- A. Use adequate numbers of skilled workmen who are thoroughly trained and experienced in the necessary crafts and who are completely familiar with the specified requirements and the methods needed for proper performance of the work of this section.

1.04 DELIVERY, STORAGE, AND HANDLING

- A. Comply with pertinent provisions of Section 01600.

2. PRODUCTS

2.01 Engineered: **Recycled Glass Quartz/Concrete Tile/ Terrazzo Tile**

- A. Color, size, texture, and shape to match sample and be approved by Architect and Owner, as supplied by Estudio Group LLC; Phone: (800) 784-0231; Fred Jackson, e-mail: info@estudiogroup.net; Phone: (714) 813-6598, Fax: (714) 279-9111; www.estudiogroup.net.

2.02 OTHER MATERIALS

- A. Anchors and Anchor Slots:
 - 1. Provide appropriate anchor slots and ties manufactured by Heckman Building Products Inc., 4015 W. Carroll Ave., Chicago, Illinois 60624, (800) 621-4140, Fax: (312) 826-4919, or equal products approved in advance by the Architect.
 - 2. Wire: Comply with ASTM A82, 9 gauge, galvanized.
- B. **Premium Sealer**, More Surface Care for the **Recycled Glass Quartz/Concrete Tile/ Terrazzo Tile** as supplied by Estudio Group LLC.
- C. **Water Stop** Waterproofing membrane, GURU as per ANSI A118.10, 2007 as supplied by Estudio Group LLC.
- D. **Pro Secure** Anti-Fracture Membrane, Proline as per ANSI A118.12, 2012 as supplied by Estudio Group LLC.
- E. **Pro Floor** Profiles, decorative, transitions and coves by Proline as supplied by Estudio Group LLC.
- F. Provide other materials, not specifically described but required for a complete and proper installation, as selected by Architect.

ENGINEERED SPECIFICATIONS

Recycled Glass Quartz 09300
Concrete Tile 09300
Terrazzo Tile 09300
SHORT FORM

3. EXECUTION

3.01 SURFACE CONDITIONS

- A. Examine the areas and conditions under which work of this section will be performed. Correct conditions detrimental to timely and proper completion of the work. Do not proceed until unsatisfactory conditions are corrected.

3.02 INSTALLATION

- A. Coordinate with other trades as required to assure proper and adequate provision in the work of those trades for interface with the work of this section.
- B. **Servoflex -Trio Super Tec** by Kiesel: Latex modified thinset that exceeds the requirements of ANSI A118.4, as supplied by Estudio Group LLC.
- C. Mortar:
1. Provide mortar consisting of one part Portland cement, from 1/4 to 1/2 part hydrated lime, and clean, well graded sand in the proportion of three times the sum of the cementitious material.
 2. Mix in a batch mixer for not less than five minutes, and long enough for thorough intimate mixing of all ingredients. 3.Re-temper on mortar boards by adding water within a basin formed with the mortar.
- D. Un-level subfloors use self levelling material, **Servoplan S 444** with **Okatmos UG 30** by Kiesel as supplied by Estudio Group LLC.
- E. Grout:
1. For grouting joints, **Servoperl Royal** by Kiesel (specify color) conforming to ANSI A118.6 - Section S-3, as supplied by Estudio Group LLC.
 2. For grouting cavities, provide mortar as specified above, with sufficient water added to make a pourable consistency.
 3. Pre-Sealing. Material should be sealed prior to grouting with **Premium Sealer**, by More Surface Care as supplied by Estudio Group LLC.
- F. Provide expansion joints at maximum 24' interior, exterior 12'-16' intervals in each direction. Follow TNCA method EJ 171-94.
- G. Countertop: fabrication should follow MIA dimensional stone manual and manufacturer recommendation. Fabricate joints, seams and openings using shop drawings to verify field measurements. Use recommended adhesive, joint seam, and elastomeric sealant.

3.03 CLEANING AND PROTECTION

- A. Use clear water or a neutral cleaner, **Stone and Tile Cleaner** by More Surface Care as supplied by Estudio Group. Use clean brushes or cloths, and remove all mortar stains as the work progresses.
- B. In the event, ordinary cleaning is not adequate, use Problem Solver, **Alkaline Cleaner** as supplied by Estudio Group or other methods as approved by the Architect at no additional cost to the Owner.
- C. After installation use **Premium Sealer** by More Surface Care for the Engineered: *Recycled Glass Quartz /Concrete Tile/ Terrazzo Tile*, as supplied by Estudio Group LLC.
- D. Protect all floor installation from general traffic for at least three days after installation completed.

Warning: Engineered: *Recycled Glass Quartz/Concrete Tile/Terrazzo Tile are manufactured materials. Variation is inherent in shade, texture and finish.*

Imported Natural Stone


- Sizes: 12" x 12", 16" x 16", 24" x 24", slabs, and cut-to-size
- Lead time: limited stock - check on quantities



Limestone/Travertine

- Cleft • Splitface
- Antique/Brushed

- Honed • Polished
- Tumbled



Marble/Onyx



Pewter Gray Limestone



Euro Beige Limestone



Parisian Gray Marble



Euro Creme Limestone



Jerusalem Gold Limestone



Sea Grass Limestone




Lagos Blue Limestone



Inca Gold Marble



Light Walnut Travertine




Walnut Travertine



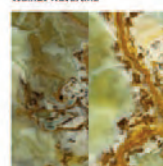
Gold Travertine



Silver Travertine




Honey Onyx




Green Onyx Dark



White Carrara Marble



Giallo Reale Limestone



Peacock Multicolor Slate



Green Quartzite Honed




Grey Quartzite Honed



Copper Quartzite Honed



Black Ice Slate



Green Quartzite Cleft




Grey Quartzite Cleft




Copper Quartzite Cleft



Black Galaxy Granite



Blue Pearl Granite



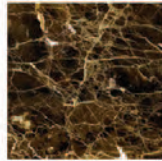
Rainforest Green Marble



Cafe Forest Marble



Botticino Classic Marble



Dark Emperado Marble



Crema Marfil Marble



Ming Green Marble



Slate/Quartzite



Granite

- Custom liners, mosaics, and murals (see Duna Brochure)
- Moldings and custom carvings (check on lead times)
- **Printing and website color representation is as accurate as possible. Variation is inherent in stone. Please request samples to verify color range.**



Suitable for Interior and Exterior Use

- Residential
- Hospitality
- Commercial



Imported Limestone and Marble

- **Tile • Slabs • Veneers • Pavers**
- **Sizes available:** Tiles, slabs, planks, mosaic, moldings, cut-to-size, patterns, and thick pavers
- **Textures available:** Honed, polished, brushed, and antique
- **Veneer options:** Split face, pinstripe, cleft, and chiseled



Stone Pavers Installation Options:

- Mortar bed and thin-set
- Pedestal systems (see decking specifications)
- Sand-set (3cm required)

- Printing and website color representation is as accurate as possible. Variation is inherent in materials. Please request samples to verify color range.



- Custom Products
- Coverings - Engineered
- Finishes - Specialty



• Sales

• Consulting

• Training

IMPORTED LIMESTONE & MARBLE (ICS)		9.1.2020	Project Pricing	
Code #	Description	Size	Net Price	
EURO BEIGE LIMESTONE - TILE/SLABS/PLANKS/PROFILES/FAÇADE		(CUSTOM MOSAIC CUT-TO-SIZE, MOLDINGS AVAILABLE)		
ICS-EBT1212	Euro Beige Honed	12 X 12 X 3/8	\$ 6.69	
ICS-EBT1224	Euro Beige Honed	12 X 24 X 1/2	\$ 7.31	
ICS-EBT2424	Euro Beige Honed	24 X 24 X 5/8	\$ 9.69	
ICS-EBTPLNK6	Euro Beige Random Plank Honed	6" X 2 cm, 5 SF Per Set	\$ 11.88	
ICS-EBS3CM	Euro Beige Slab 3 cm Honed	3 cm	\$ 14.50	
ICS-EBPCHR	Euro Beige Chair Rail Honed Profile	2 X 12	\$ 13.81	
ICS-EBFSB13/86	Euro Beige Pinstripe Façade/Chiseled	1-3/8 X 6	\$ 12.69	
ICS-EBFSB13/812	Euro Beige Split Brick Façade/Cleft	1-3/8 X 12	\$ 12.69	
EURO CREAM LIMESTONE - TILE/SLAB/MOSAICS AVAILABLE		(CUSTOM MOSAIC CUT-TO-SIZE, MOLDINGS AVAILABLE)		
ICS-EMT1212	Euro Cream Honed	12 X 12 X 3/8	\$ 7.31	
ICS-EMT1224	Euro Cream Honed	12 X 24 X 1/2	\$ 8.88	
ICS-EMT2424	Euro Cream Honed	24 X 24 X 1/2	\$ 9.94	
ICS-EMS3CM	Euro Cream Slab 3 cm Honed	3 cm	\$ 17.00	
ICS-EMPCRLO	Euro Cream Chair Rail Honed Profile	2 X 12	\$ 13.81	
PEWTER LIMESTONE - TILE/SLAB/MOSAICS AVAILABLE		(CUSTOM MOSAIC CUT-TO-SIZE, MOLDINGS AVAILABLE)		
ICS-PWT1212	Pewter Honed	12 X 12 X 3/8	\$ 8.69	
ICS-PWT1224	Pewter Honed	12 X 24 X 1/2	\$ 9.38	
ICS-PWT1624	Pewter Honed	16 X 24 X 1/2	\$ 9.44	
ICS-PWTRNDM12	Pewter Random Plank Honed	6" X 2cm, 5 SF Per Set	\$ 14.00	
ICS-PWS3CM	Pewter Beige Slab 3 cm Honed	3 cm	\$ 16.19	
ICS-PWPCHR	Pewter Chair Rail Honed Profile	2 X 12	\$ 17.00	
ICS-PWFBSB13/86	Pewter Pinstripe Brick Façade/Chiseled	1-3/8 X 6	\$ 12.44	
ICS-PWFBSB13/812	Pewter Split Brick Façade/Cleft	1-3/8 X 12	\$ 12.44	
PARISIAN CRYSTAL MARBLE - TILE/SLAB/MOSAICS AVAILABLE		(CUSTOM MOSAIC CUT-TO-SIZE, MOLDINGS AVAILABLE)		
ICS-PCT1212	Parisian Crystal Honed	12 X 12 X 3/8	\$ 7.60	
ICS-PCT1224	Parisian Crystal Honed	12 X 24 X 1/2	\$ 8.29	
ICS-PCT1818	Parisian Crystal Honed	18 X 18 X 1/2	\$ 8.45	
ICS-PCS3CM	Parisian Crystal Slab 3 cm Honed	3 cm	\$ 12.65	
ICS-PCPCHR	Parisian Crystal Chair Rail Honed Profile	2 X 12	\$ 13.81	
ICS-PCFSB13/86	Parisian Crystal Pinstripe Façade/Chiseled	1-3/8 X 6		
ST. CLAIR LIMESTONE - TILE/SLABS/PLANKS/PROFILES/FAÇADE		(CUSTOM MOSAIC CUT-TO-SIZE, MOLDINGS AVAILABLE)		
ICS-SCT1212	St. Clair Honed	12 X 12 X 3/8		
ICS-SCT1224	St. Clair Honed	12 X 24 X 1/2		
ICS-SCT2424	St. Clair Honed	24 X 24 X 5/8		
ICS-SCS3CM	St. Clair Slab 3 cm Honed	3 cm		
ICS-SCFSB13/86	St. Clair Pinstripe Façade/Chiseled	1-3/8 X 6		
FOSSIL BROWN LIMESTONE - TILE/SLABS/PLANKS/PROFILES/FAÇADE		(CUSTOM MOSAIC CUT-TO-SIZE, MOLDINGS AVAILABLE)		
ICS-FBT1212	Fossil Brown Honed	12 X 12 X 3/8		
ICS-FBT1624	Fossil Brown Honed	16 X 24 X 1/2		
ICS-FBS2CM	Fossil Brown Slab 2 cm Honed	2 cm		
ICS-FBFSB13/86	Fossil Brown Pinstripe Façade/Chiseled	1-3/8 X 6		

- Lead time: **limited stock** - check quantities
- Prices may be subject to change without notice
- No returns on Special Order

- **Packing Charge:** \$10.00/box. \$20.00/palette
- **Shipping terms are FOB origin**
EG Imported ICS Project PL 9.2020

NOTE: These materials are part of the manufacturing process and no two pieces are exactly alike in color or texture. You and your installer MUST INSPECT and blend any material required to meet owner/buyer approval PRIOR TO INSTALLATION. Absolutely no claims will be accepted for any reason after material is installed.

Estudio Group LLC Phone: 800.784.0231 e-mail: info@estudiogroup.net www.estudiogroup.net
Anaheim, CA Austin, TX Clifton, NJ Phone: 714.813.6598 Fax: 714.276.9111



Euro Beige Limestone



Euro Beige 3D 2x6 BasketWeave

Euro Beige Limestone is neutral with a warm appearance, light in color with a taupe background. This stone has a beautiful clouding quality, adding depth and interest to any floor or wall.

It is suitable for residential and commercial interior and exterior applications.

The following materials are all stocked and readily available.

- Finishes – honed, brushed, suede, antiqued, bushhammer, custom.
- Textured – Striated Chisel, Pinstripe, Corduroy, Split Face in 2x12, 4x16 and 6x24
- Slabs – 2cm and 3cm
- Tile – 12x12, 12x24, 16x24, 24x24
- Cut to Size – 2x4, 2x6, 3x3, 3x6, 4x4, 4x8, 4x12, 6x6, 6x12, 6x24, 8x8, 8x16, 9x18
- Thresholds and Base with variety of edge details
- Mosaics – stacked, running bond or herringbone 1x1, 1x2, 1x3, 1x4, 1x6, 2x2
2" hex, 3" hex, 4" hex, 6" hex, 8" hex, 12" hex, 2x8 Herringbone, 2x8 Chevron
- Profiles – Base, 2x6 3D BasketWeave, 4x12 3D BasketWeave, Chair Rails, Liners, Modern Chair Rails, Box Liners, Quarter Rounds

Technical Data	
Water Absorption	3.71%
Compressive Strength	12,271 PSI
Flexural Strength	1,215 PSI
Frost Resistance	All specimens remain intact
Static COF – Slip Resistance	.83
Limestone Type	High Density

Euro Cream Limestone



Euro Cream 12x24 Honed Tile

Euro Cream Limestone is light with a cream background and subtle movement..

It is suitable for residential and commercial interior applications.

The following materials are all stocked or made in-house and readily available.

- Finishes – honed, brushed, antiqued, custom.
- Textured – Suede, Striated Chisel, Pinstripe, Corduroy, Split Face in 2x12, 4x16 and 6x24
- Slabs – 2cm and 3cm
- Tile – 12x12, 12x24, 16x16, 16x24, 18x18, 24x24, 18x36
- Cut to Size – 2x4, 2x6, 3x3, 3x6, 4x4, 4x8, 4x12, 6x6, 6x12, 6x24, 8x8, 8x16, 9x18, Versaille Pattern
- Thresholds and Base with variety of edge details
- Mosaics – stacked, running bond or herringbone 1x1, 1x2, 1x3, 1x4, 1x6, 2x2
2" hex, 3" hex, 4" hex, 6" hex, 8" hex, 12" hex, 2x8 Herringbone, 2x8 Chevron
- Profiles – Base, 2x6 3D BasketWeave, 4x12 3D BasketWeave, Concave Chair Rails, Chair Rails, Liners, Modern Chair Rails, Box Liners, Quarter Rounds

Technical Data	
Water Absorption	4.1%
Compressive Strength	10,345 PSI
Static COF – Slip Resistance	.83
Limestone Type	Medium - High Density

Fossil Brown Limestone



Fossil Brown Marble 12x24

Fossil Brown Limestone is polished to bring out the rich brown color of this grey brown limestone. When honed or brushed, it shows more grey with brown undertones. Distinct fossils add character to its warm and comfortable feeling.

It is suitable for residential and commercial interior and exterior applications.

The following materials are all stocked or made in-house and readily available.

- Finishes – polished, honed, brushed, custom.
- Slabs – 2cm
- Tile – 12x12, 12x24, 16x24
- Cut to Size – 2x4, 2x6, 3x3, 3x6, 4x4, 4x8, 4x12, 6x6, 6x12, 6x24, 8x8, 8x16, Versailles Pattern
- Thresholds and Base with variety of edge details
- Mosaics – stacked, running bond or herringbone 1x1, 1x2, 1x3, 1x4, 1x6, 2x2
2" hex, 3" hex, 4" hex, 6" hex, 8" hex, 12" hex, 2x8 Herringbone, 2x8 Chevron
- Profiles – Base, Modern Chair Rails, Liners, Box Liners

Technical Data	
Water Absorption	.19%
Bulk Specific Gravity	163 Lbs/Ft ³
Compressive Strength	8563 PSI
Flexural Strength	1319.84 PSI
Frost Resistance	Not Tested
Limestone Type	High Density

Parisian Crystal Marble



Parisian Crystal Pinstripe with Slab and Tile

Parisian Crystal Marble is a unique blue grey crystalline marble. It has some variation from medium and light grey to a darker blue grey with hues of off white that provide interesting movement.

It is suitable for residential and commercial interior and exterior applications.

The following materials are all stocked or made in-house and readily available.

- Finishes – honed, brushed, antiqued, custom.
- Textured – Pinstripe, Suede
- Slabs – 2cm and 3cm
- Tile – 12x12, 12x24, 16x16, 16x24, 18x18
- Cut to Size – 2x4, 2x6, 3x3, 3x6, 4x4, 4x8, 4x12, 6x6, 6x12, 6x24, 8x8, 8x16, 9x18
- Thresholds and Base with variety of edge details
- Mosaics – stacked, running bond or herringbone 1x1, 1x2, 1x3, 1x4, 1x6, 2x2
2" hex, 3" hex, 4" hex, 6" hex, 8" hex, 12" hex, 2x8 Herringbone, 2x8 Chevron
- Profiles – Base, 2x6 3D BasketWeave, Chair Rails, Liners, Modern Chair Rails, Box Liners, Quarter Rounds

Technical Data	
Water Absorption	0.84%
Compressive Strength	11,428 PSI
Flexural Strength	1,610 PSI

Pewter Limestone



Pewter 4x16 Split Face with Honed Tile

Pewter is a warm grey limestone with silver undertones and interesting color variations.

It is suitable for residential and commercial interior and exterior applications.

The following materials are all stocked or made in-house and readily available.

- Finishes – honed, brushed, antiqued, custom.
- Textured – 12x24 Pinstripe, 2x12 Split Face, 4x16 Split Face
- Slabs – 3cm
- Tile – 12x12, 12x24, 16x16, 16x24
- Cut to Size – 2x4, 2x6, 3x3, 3x6, 4x4, 4x8, 4x12, 6x6, 6x12, 6x24, 8x8, 8x16, Versailles Pattern
- Thresholds and Base with variety of edge details
- Mosaics – stacked, running bond or herringbone 1x1, 1x2, 1x3, 1x4, 1x6, 2x2
2" hex, 3" hex, 4" hex, 6" hex, 8" hex, 12" hex, 2x8 Herringbone, 2x8 Chevron
- Profiles – Base, 2x6 3D BasketWeave, 4x12 3D BasketWeave, Chair Rails, Concave Chair Rails, Liners, Modern Chair Rails, Box Liners, Quarter Rounds

Technical Data	
Water Absorption	0.9%
Compressive Strength	17,456 PSI
Flexural Strength	2,204 PSI
Frost Resistance	All specimens remain intact
Compressive Strength after freeze thaw cycles	17,240 PSI
Flexural Strength after freeze thaw cycles	2,175 PSI
Limestone Type	High Density

Saint Clair Limestone



Saint Clair 12x24 Striated Chisel

Saint Clair Limestone is light with a pale taupe background and subtle movement.

It is suitable for residential and commercial interior and exterior applications.

The following materials are all stocked or made in-house and readily available.

- Finishes – honed, brushed, suede, antiqued, bushhammer, custom.
- Textured – Striated Chisel, Suede, Pinstripe, Corduroy, 2x12 Split Face, 4x16 Split Face, 6x24 Split Face
- Slabs – 2cm and 3cm
- Tile – 12x12, 12x24, 16x16, 16x24, 24x24
- Cut to Size – 2x4, 2x6, 3x3, 3x6, 4x4, 4x8, 4x12, 6x6, 6x12, 6x24, 8x8, 8x16, Versailles Pattern
- Thresholds and Base with variety of edge details
- Mosaics – stacked, running bond or herringbone 1x1, 1x2, 1x3, 1x4, 1x6, 2x2
2" hex, 3" hex, 4" hex, 6" hex, 8" hex, 12" hex, 2x8 Herringbone, 2x8 Chevron
- Profiles – Base, 2x6 3D BasketWeave, Chair Rails, Liners, Modern Chair Rails, Box Liners, Quarter Rounds
-


Technical Data	
Water Absorption	3.71%
Compressive Strength	12,271 PSI
Flexural Strength	1,215 PSI
Frost Resistance	All specimens remain intact
Static COF – Slip Resistance	.83
Limestone Type	High Density



Porcelain Products

• Thin Tile • Standard • Pavers

- **Thin Porcelain:** Ultra-lite wall cladding, tops & veneer application
- **Standard Porcelain:** Low water absorption for bath & wet areas
- **Porcelain Pavers:** Durable for high traffic areas on patios & decks



Bath and Wet Areas

- Residential • Hospitality
- Commercial • Institutional



Thin Veneer Cladding



Standard Floor Tile

Porcelain Features

- Freeze-thaw stable for exteriors
- Textures available for slip-resistance pools, decking and walk ways
- Reduces moisture and mildew
- Improves air quality

Porcelain Thin Tile Colors



Ecu Thin



Bianco Thin



Charcoal Thin




Griffin Thin




Cocoa Thin

Porcelain Standard Colors




Element Grey



Element Night



Element Cream



Element Snow



Patio Decking

Porcelain Pavers Installation Options:

- Mortar bed and thin-set
- Pedestal systems (see decking specifications)



Ancient Paver
Rustic Matte




Ancient Paver
Rustic Matte




Ancient Paver
Rustic Matte



Ancient Paver Tan
Matte Texture



Ancient Paver Light Grey
Matte Texture



Ancient Paver Dark Grey
Matte Texture



Pedestal System

- Printing and website color representation is as accurate as possible. Variation is inherent in materials. Please request samples to verify color range.



- Custom Products
- Coverings - Engineered
- Finishes - Specialty



• Sales

• Consulting

• Training

PORCELAIN TILE AND DECORATIVE PRODUCTS		3.1.2020	Suggested Pricing	
Code #	Description	Size	Net Price	
SLIM BOARD				
PWT-WLK 18X36SLIMARSENIC	Zero 55 Slim Board Griffin CB5010PM	18" x 36"	\$ 6.29	
PWT-WLK 18X36SLIMBIANCO	Zero 55 Slim Board Bianco CB5009PM	18" x 36"	\$ 6.29	
PWT-WLK 18X36SLIMCHARCOAL	Zero 55 Slim Board Charcoal CB5008PM	18" x 36"	\$ 6.29	
PWT-WLK 18X36SLIMCOCOA	Zero 55 Slim Board Cocoa CB5012PM	18" x 36"	\$ 6.29	
PWT-WLK 18X36SLIMECRU	Zero 55 Slim Board Ecu CB5001M	18" x 36"	\$ 6.29	
PWT-WLK 36X72SLIMARSENIC	Zero 55 Slim Board Griffin CB5010PM	36" x 72"	\$ 6.29	
PWT-WLK 36X72SLIMBIANCO	Zero 55 Slim Board Bianco CB5009PM	36" x 72"	\$ 6.29	
PWT-WLK 36X72SLIMCHARCOAL	Zero 55 Slim Board Charcoal CB5008PM	36" x 72"	\$ 6.29	
PWT-WLK 36X72SLIMCOCOA	Zero 55 Slim Board Cocoa CB5012PM	36" x 72"	\$ 6.29	
PWT-WLK 36X72SLIMECRU	Zero 55 Slim Board Ecu CB5001M	36" x 72"	\$ 6.29	
ANCIENT STONES				
PWT-CHA 2448ANCIENTCREAMNATURE	Ancient Stone Cream Nature FT612312A	24" x 48"	\$ 4.26	
PWT-CHA 2448ANCIENTDRKGREY	Ancient Stone Dark Grey Nature FT612318A	24" x 48"	\$ 4.26	
PWT-CHA 2448ANCIENTDRKGRYHONES	Ancient Stone Dark Grey Honed FT612318T	24" x 48"	\$ 4.26	
PWT-CHA 2448ANCIENTGREY	Ancient Stone Light Grey Nature FT612316A	24" x 48"	\$ 4.26	
PWT-CHA 2448ANCIENTLIGGRECT	Ancient Stone Light Grey Rustic CT612316A (Struct. Fir	24" x 48"	\$ 4.26	
PWT-CHA 2448ANCIENTSTONEDARKGREYUST	Ancient Stone Dark Grey Rustic CT61238A (Struct. Fin.	24" x 48"	\$ 4.26	
PWT-CHA 2448ANCIENTTAN	Ancient Stone Tan Rustic CT612313A (Struct. Fin.)	24" x 48"	\$ 4.26	
PWT-CHA 2448ANCIENTTANA	Ancient Stone Tan Nature FT612313A	24" x 48"	\$ 4.26	
PWT-CHA 2448ANCSTODARGRE	Ancient Stone Dark Grey F124C0LDPA..	24" x 48"	\$ 4.26	
PWT-CHA 2448ANCIENTWHI	Ancient Stone White Nature	24" x 48"	\$ 4.71	
PWT-CHA 2448ANCIENTWHIA	Ancient Stone White Rustic	24" x 48"	\$ 4.71	
PWT-CHA 2448ANCIENTBLA	Ancient Stone Black Nature	24" x 48"	\$ 4.71	
PWT-CHA 2448ANCIENTBLAA	Ancient Stone Black Rustic	24" x 48"	\$ 4.71	
PWT-CHA 1212ANCIENTMOSAIC	Ancient Stone Mosaic	12" x 12"	\$ 11.24	
ELEMENT				
PWT-WLK 2424ELECCEAMMAT	Element Cream Matte RH601105	24" x 24"	\$ 2.54	
PWT-WLK 2424ELECCEAMPOL	Element Cream Polished RP601105	24" x 24"	\$ 2.54	
PWT-WLK 2424ELEGACIERMAT	Element Glacier Matte RH602208	24" x 24"	\$ 2.54	
PWT-WLK 2424ELEGACIERPOL	Element Glacier Polished RP602208	24" x 24"	\$ 2.54	
PWT-WLK 2424ELEGATTEMAT	Element Latte Matte RH602209	24" x 24"	\$ 2.54	
PWT-WLK 2424ELEGATTEPOL	Element Latte Polished RP602209	24" x 24"	\$ 2.54	
PWT-WLK 2424ELEMOKAMAT	Element Moka Matte PARLAT60M	24" x 24"	\$ 2.54	
PWT-WLK 2424ELEMOKAPOL	Element Moka Polished PARLAT60P	24" x 24"	\$ 2.54	
PWT-WLK 2424ELENIGHTMAT	Element Night Matte RH604819	24" x 24"	\$ 2.54	
PWT-WLK 2424ELENIGHTPOL	Element Night Polished RP604819	24" x 24"	\$ 2.54	
PWT-WLK 2424ELESNOWMAT	Element Snow Matte RHC602111	24" x 24"	\$ 2.54	
PWT-WLK 2424ELESNOWPOL	Element Snow Polished RP602111	24" x 24"	\$ 2.54	
PWT-WLK 1212ELEMOSAIC11	Element 1x1 Mosaic EM101	12" x 12"	\$ 7.62	
PWT-WLK 1212ELEMOSAIC11D	Element 1x1 Mosaic 3D EM101D	12" x 12"	\$ 7.62	

- Lead time: **limited stock** - check quantities.
- Call for special quotes on large quantities
- No returns on Special Order.
- 25% restocking charge.

- Prices may be subject to change without notice.
- **Packing Charge:** \$5.00/box. \$10.00/ pallett
- **Shipping terms** are FOB origin.
- All sizes are nominal.

Page 1 of 1

NOTE: These materials are part of the manufacturing process and no two pieces are exactly alike in color or texture. You and your installer MUST INSPECT and blend any material required to meet owner/buyer approval PRIOR TO INSTALLATION. Absolutely no claims will be accepted for any reason after material is installed.

Estudio Group LLC Phone: 800.784.0231 e-mail: info@estudiogroup.net www.estudiogroup.net
Anaheim, CA Austin, TX Clifton, NJ Phone: 714.813.6598 Fax: 714.276.9111



ANCIENTSTONE



Susan Perryman, Map Development

Estudio Group LLC








• Custom Products • Finishes • Green

Phone: (800) 784.0231 • (714) 813.6598

www.estudiogroup.net • sales@estudiogroup.net

✿ Porcelain ✿ Ceramic Tile ✿ Decorative Products

Technical Characteristics of Gres Porcelain

Standard		60x120cm (24"x48")		
Item		EN	Chinese Government Standard	Champion Standard
	Water Absorption (%)	≤0.5	≤0.5	≤0.08
	Length (mm)	±7.2	±1.0	±0.4
	Width (mm)	±3.6	±1.0	±0.3
	Thickness (mm)	±0.65	±0.65	±0.3
	Central Warpage (%)	≤0.5	±0.2	±0.06
	Edge Curvature (%)	≤0.5	±0.2	±0.05
	Warpage (%)	≤0.5	±0.2	±0.06
	Linearity (%)	≤0.5	±0.2	±0.05
	Rectangularity (%)	±0.6	±0.2	±0.05
	Breaking Strength (MPa)	>27	≥35	≥42
	Resistenza to Abrasion (mm ³)	<205	≤175	≤150
	Resistance to Thermal Shock	no cracks shown afer 10 thermal shocks	no cracks shown afer 10 thermal shocks	no cracks shown afer 12 thermal shocks
	Chemical Resistance	> B grade	> UB grade	> ULA grade
	Brightness (°)	—	≥55	≥75
	Mohs	≥6	—	≥7
	Frost Resistance	After 50 times of frost resistance tests, no crack is shown on the surface	After 100 times of frost resistance tests, no crack is shown on the surface	After 100 times of frost resistance tests, no crack is shown on the surface

Ancientstone

Add a bit of drama to the decor with Ancientstone with split faced surface textures. Suitable for both wall and floors, indoors or out.

Estudio Group LLC
Anaheim, CA • Austin, TX • Clifton, NJ
Toll Free: 800.784.0231

Ph: 714.813.6598 Fax: 714.276.9111
E-mail: info@estudiogroup.net



DARK GREY HONED 24x48



LIGHT GREY HONED 24x48



TAN HONED 24x48



DARK GREY RUSTIC 24x48



LIGHT GREY RUSTIC 24x48



TAN RUSTIC 24x48

Contemporary Design Ideas

for Artisan Tiles

by *Latin Accents* 🌸



Represented By:



Plumeada Negra



Plumeada Aqua

Samara Aqua

Samara Marina

Celadon





Samara Aqua

Celadon

Anacapa Aqua






Plumeada Nevada



Santa Rosa Nevada





San Miguel Nevada



Santa Rosa Nevada Corner



**Plumeada
Nevada**



**Anacapa
Nevada**



San Miguel Sand



**Santa
Rosa
Sand
Corner**

**Anacapa
Sand**





Santa Rosa Sand



**Santa
Rosa
Verano
Corner**



San Miguel Crema



Plumeada Crema





Santa Rosa Crema



Estudio Group LLC
Anaheim, CA • Austin, TX • Clifton, NJ
Toll Free: 800.784.0231
Ph: 714.813.6598 Fax: 714.276.9111
E-mail: info@estudiogroup.net

Represented By:

Estudio
Group LLC

Printing and website color representation was submitted as accurate as possible but variation can occur in its final form. Variation is inherent in all material. Please request samples to verify color range.

Plumeada Negra

CATALINA PORCELAIN

PRINTING AND WEBSITE COLOR REPRESENTATION WAS SUBMITTED AS ACCURATE AS POSSIBLE BUT VARIATION CAN OCCUR IN ITS FINAL FORM. VARIATION IS INHERENT IN ALL MATERIAL. PLEASE REQUEST SAMPLES TO VERIFY COLOR RANGE.



SANTA ROSA VERANO 6P, 4P, 2P SANTA ROSA TERRA COTTA 6P, 4P, 2P SANTA ROSA SAND 6P, 4P, 2P SANTA ROSA CREMA 6P, 4P, 2P SANTA ROSA NEVADA 6P, 4P, 2P SAN CLEMENTE AQUA 6P, 4P, 2P




SANTA ROSA VERANO CORNER 6P, 4P SANTA ROSA TERRA COTTA CORNER 6P, 4P SANTA ROSA SAND CORNER 6P, 4P SANTA ROSA CREMA CORNER 6P, 4P SANTA ROSA NEVADA CORNER 6P, 4P SAN CLEMENTE VERANO P, 2P



SAN MIGUEL VERANO 6P, 4P SAN MIGUEL TERRA COTTA 6P, 4P SAN MIGUEL SAND 6P, 4P SAN MIGUEL CREMA 6P, 4P SAN MIGUEL NEVADA 6P, 4P SANTA CRUZ VERANO 6P, 4P, 2P



SAMARA VERANO 6P, 4P, 2P SAMARA TERRA COTTA 6P, 4P, 2P SAMARA MARINA 6P, 4P, 2P SAMARA AQUA 6P, 4P, 2P SAMARA NEVADA 6P, 4P, 2P SANTA CRUZ TERRA COTTA 6P, 4P, 2P



ANACAPA SAND 6P, 4P ANACAPA TERRA COTTA 6P, 4P ANACAPA AQUA 6P, 4P ANACAPA NEVADA 6P, 4P SANTA COLOMA 6P, 4P, 2P SANT GERVASI 6P, 4P, 2P




ARCOS 6P, 4P



SAN NICOLAS SAND 3P



ARCOS CORNERS AS MEDALLION 6P, 4P



PLUMEADA CREMA 6P PLUMEADA AQUA 6P PLUMEADA NEGRA 6P PLUMEADA NEVADA 6P

6P = Porcelain Body 5 3/4", 4P = Porcelain Body 3 3/4",
2P = 2" Porcelain Body, 3P = 2 7/8" x 5 3/4" Porcelain Body

POBLANA PORCELAIN AND CLAY TALAVERA



BAROQUE 1
C, 3C, P, 2P



BAROQUE 2
C, 3C, P, 2P, NP



BAROQUE 3
C, 3C, P, 2P, NP



BAROQUE 4
C, 3C, P, 2P



BAROQUE 5
C, 3C, P, 2P



BAROQUE 5 CORNER
C, P, NO 2"



BAROQUE 6
C, P



BAROQUE 7
C, 3C, P, 2P, 3P



BAROQUE 7 CORNER
C, P, NO 2"



BAROQUE 8
C, 3C, P, 2P



CLASSIC 1
C Design in Clearance



CLASSIC 2
C Design in Clearance



CLASSIC 3
C Design in Clearance



CLASSIC 4
C Design in Clearance



CLASSIC 5
C Design in Clearance



CLASSIC 6
C Design in Clearance



CLASSIC 7
C Design in Clearance



CLASSIC 8
C, P, 2P



CLASSIC 9
C



CLASSIC 10
C



CLASSIC 11
C Design in Clearance



CLASSIC 12
C, 3C, P, 2P



CLASSIC 13
C, 3C Design in Clearance



CLASSIC 14
C, 3C, P




CLASSIC 15
C, 3C, P, 2P



CLASSIC 16
C



CLASSIC 17
C, 3C, P, 2P



CLASSIC 18
C



CLASSIC 19
C Design in Clearance



CLASSIC 20
C

C = Clay Body 2", 4", 6" P = Porcelain Body 3 3/4", 5 3/4" 2P = 2" Porcelain Body
3C = 3" x 6" Clay Body 3P = 2 7/8" x 5 3/4" Porcelain Body NP = Pool & Non Pool Safe Versions

POBLANA PORCELAIN AND CLAY TALAVERA



CLASSIC 21
C, 3C, P, 2P



CLASSIC 22
C, 3C, P, 2P



CLASSIC 23
C, 3C, P, 2P



CLASSIC 24
C, 3C



CLASSIC 25
C, 3C, P, 2P



CLASSIC 26
C, 3C, P, 2P



COLONIAL 1
C



COLONIAL 2
C, 3C, P, 2P



COLONIAL 3
C



COLONIAL 4
C, P, 2P



COLONIAL 5
C



COLONIAL 6
C



COLONIAL 7
C, 3C
Design in Clearance



COLONIAL 8
C, 3C, P, 2P, 3P



COLONIAL 8 CORNER
C, P, No 2"



COLONIAL 9
C, 3C, P, 2P



COLONIAL 10
C, P



COLONIAL 11
C, 3C, P, 2P



COLONIAL 12
C, 3C
Design in Clearance



SPECIAL 1
C, 3C, P, 2P



SPECIAL 2
C,P, 2P, 3C



SPECIAL 3
C,P, 2P, 3C



SPECIAL 4
C,P, 2P, 3C



SPECIAL 5
C,P, 2P, 3C



SPECIAL 5 CORNER
C,P, No 2"



MALLA (COLONIAL)
C,P, No 2"



MEDALLIONS
CREATED
FROM
CORNERS



POBLANA PORCELAIN AND CLAY TALAVERA



HOUSE NUMBERS & FRAMES

2" S ARE OFTEN DIFFERENT!!



BAROQUE 4



COLONIAL 9



STA ROSA VERANO B



BLACK
C

BLUE
C, P, 2P, 3P


CINNAMON
C, P, 2P, 3P

COBALT
C, P, 2P, 3P

GREEN
C, P, 2P, 3P

OFF-WHITE
C

PURE WHITE
P, 2P, 3P



YELLOW
C, P, 2P, 3P

MINI SALTILLOS
4" & 6"


CREMA MARFIL
P, 2P, 3P

OLIVO
P, 2P, 3P

CREMA DORADA
P, 2P, 3P

TERRA COTTA
P, 2P, 3P

GRAY
P, 2P, 3P



AQUA
P, 2P, 3P

GOLD
P, 2P, 3P

CELADON
P, 2P, 3P



ROPES



LISTELO



V-CAP

MOLDED
PIECES
AVAILABLE
IN BOTH
PORCELAIN
& CLAY.
CORNERS
AVAILABLE

REPRESENTED BY:



Estudio Group LLC
Anaheim, CA • Austin, TX • Clifton, NJ
Toll Free: 800.784.0231
Ph: 714.813.6598 Fax: 714.276.9111
E-mail: info@estudiogroup.net



CHAIR RAIL



QUARTER
ROUNDS



BULLNOSES



SINKS



CLAY TILE MURALS

C = Clay Body 2", 4", 6"
2P = 2" Porcelain Body

P = Porcelain Body 3 3/4", 5 3/4"
3P = 2 7/8" x 5 3/4" Porcelain Body



From re-creating your vacation photos to recreating a note from a loved one.
We've got you covered!



Tile By Design

Any Image on Tile

What we can do for you

Custom Tile Murals

Use your own images!

Stock Tile Murals

Use images in our Library!

Choose Your Tile Type:

Ceramic, Porcelain, Textured Glass,
Tumbled Marble

Choose Your Finish (Ceramic Tile):

Gloss, Satin, Matte

Choose Your Tile Size

Many Sizes Available!



**TEXTURED
GLASS**

CUSTOM SHOWER



YOUR CONCEPTS TRANSFORMED INTO TILE

Taking a rendering, like the one shown on the left, and transforming it into a beautiful finished design, like the one shown on the right, is just one of our specialties.



La Quinta Resort & Club,
a Waldorf Astoria Resort, CA

FARM-TO-TABLE RESTAURANT

We will work with you to find the perfect design.

From tile type and size to offering suggestions for trim tiles and field tile to coordinate with your custom murals.

On the flip side, we can help coordinate your mural tiles to existing field tile.



*Tile By
Design*

*Where
beautiful art
becomes
beautiful tile*



That's not a neon sign above...it's TILE!!

ANY SIZE PROJECT

COMMERCIAL INSTALLATIONS


BIG OR SMALL

Newark Airport Photos





Melissa Cole



Melissa Cole

KILN FIRED

Outdoor Projects

FOR ALL CLIMATES





TILE BY DESIGN has the ability to print any image, artwork, logo, pattern or design on tile. We have a vast collection of available artwork, or we can use your input & ideas to create truly one-of-a-kind tiles.



CERAMIC

- Available in Matte, Satin and Glossy finish
- Sizes:
Square: 4.25," 6," 8," 12"
Rectangle: 3" x 6," 6" x 8," 8" x 10," 8" x 12"
- Applications:
 - Interior Wall
 - Water OK



TUMBLLED MARBLE

- Natural Stone
- Each tile is unique:
Chipped edges & veining throughout tile body
- Sizes:
4" x 4" and 6" x 6"
- Application:
 - Interior Wall



TEXTURED GLASS

- Textured Surface
- Image is placed on the back of the tile
- Sizes:
6" x 6" and 12" x 12"
- Applications:
 - Interior Wall
 - Interior Floor
 - Water OK



KILN FIRED

- Available in Ceramic and Porcelain
- Ceramic Sizes:
4.25" x 4.25," 6" x 6," 12" x 12"
- Porcelain Sizes:
4" x 4," 6" x 6," 8" x 8" 12" x 12"
- Applications:
 - Interior/Exterior Wall

Warehouse:
1401 2nd Ave
Duncansville PA 16635

WWW.TILEBYDESIGN.NET
260-918-1784

Office:
1346 Old Rt 22
Duncansville PA 16635

FINISHES SPECIFICATIONS

CERAMIC TILE 09300
NATURAL STONE 04400
DECORATIVE PRODUCTS 09300
SHORT FORM

1. GENERAL

1.01 SUMMARY

- A. Provide Finishes: ***Porcelain tile/Natural stone / Decorative products*** where shown on the drawings, as specified herein, and as needed for a complete and proper installation.
- B. Related Work:
 - 1. Documents affecting work of this section include, but are not necessarily limited to General Conditions, Supplementary Condition, and Sections in Division 1 of these specifications.

1.02 SUBMITTALS

- A. Comply with pertinent provisions of Section 01300.
- B. Submit Samples of the proposed porcelain tile/natural stone/ decorative glass, showing color range, color variation, and textures.

1.03 QUALITY ASSURANCE

- A. Use adequate numbers of skilled workmen who are thoroughly trained and experienced in the necessary crafts and who are completely familiar with the specified requirements and the methods needed for proper performance of the work of this section.

1.04 DELIVERY, STORAGE, AND HANDLING

- A. Comply with pertinent provisions of Section 01600.

2. PRODUCTS

2.01 Finishes: ***Porcelain tile/Natural stone/ Decorative products***

- A. Color, size, texture, and shape to match sample and be approved by Architect and Owner, as supplied by Estudio Group LLC; Phone: (800) 784-0231; Fred Jackson, e-mail: info@estudiogroup.net; Phone: (714) 813-6598, Fax: (714) 279-9111; www.estudiogroup.net.

2.02 OTHER MATERIALS

- A. Anchors and Anchor Slots:
 - 1. Provide appropriate anchor slots and ties manufactured by Heckman Building Products Inc., 4015 W. Carroll Ave., Chicago, Illinois 60624, (800) 621-4140, Fax: (312) 826-4919, or equal products approved in advance by the Architect.
 - 2. Wire: Comply with ASTM A82, 9 gauge, galvanized.
- B. **Water Stop** Waterproofing/ Anti-fracture membrane, by GURU as per ANSI A118.10, 2007, A118.12 as supplied by Estudio Group LLC.
- C. **Profiles** transitions, treads and by GLP and EVP supplied by Estudio Group LLC.
- D. **Profiles**, decorative, trim and coves by GLP and EVP as supplied by Estudio Group LLC.
- E. **Premium Sealer**, by More Surface Care for ceramic tile, grout, natural stone, or decorative products as supplied by Estudio Group LLC.
- F. Provide other materials, not specifically described but required for a complete and proper installation, as selected by Architect and Owner.

FINISHES SPECIFICATIONS

CERAMIC TILE 09300
NATURAL STONE 04400
DECORATIVE PRODUCTS 09300
SHORT FORM

3. EXECUTION

3.01 SURFACE CONDITIONS

- A. Examine the areas and conditions under which work of this section will be performed. Correct conditions detrimental to timely and proper completion of the work. Do not proceed until unsatisfactory conditions are corrected.

3.02 INSTALLATION

- A. Coordinate with other trades as required to assure proper and adequate provision in the work of those trades for interface with the work of this section.
- B. **Servoflex-Trio Super Tec** by Kiesel: Large format mortar that exceeds the requirements of ANSI A118.4, as supplied by Estudio Group LLC.
- C. Mortar:
1. Provide mortar consisting of one part Portland cement, from 1/4 to 1/2-part hydrated lime, and clean, well graded sand in the proportion of three times the sum of the cementitious material.
 2. Mix in a batch mixer for not less than five minutes, and long enough for thorough intimate mixing of all ingredients.
 3. Re-tempering:
 - a. Re-temper on mortar boards by adding water within a basin formed with the mortar, and working the mortar into the water b. Do not dash or pour water over the mortar
- D. Un-level subfloors use self levelling material, **Servoplan S 444** with **Okatmos UG 30** by Kiesel as supplied by Estudio Group LLC.
- E. Grout:
1. For grouting joints, provide **Servoperl Royal** by Kiesel (specify color) conforming to ANSI A118.6 - Section S-3, as supplied by Estudio Group LLC.
 2. For grouting cavities, provide mortar as specified above, with sufficient water added to make a pourable consistency. Allow sufficient time for mortar to cure (12 hrs-72 hrs).
- F. Provide expansion joints at maximum 24' interior, exterior 12'-16' intervals in each direction. Follow TNCA method EJ 171-94.

3.03 CLEANING AND PROTECTION

- A. Use clear water or neutral cleaner, **Stone and Tile Cleaner** by More Care as supplied by Estudio Group. clean brushes or cloths, and remove all mortar stains as the work progresses.
- B. In the event, ordinary cleaning is not adequate, use Problem Solver, **Alkaline Cleaner** as supplied by Estudio Group LLC or products as approved by the Architect, and at no additional cost to owner
- C. After installation use **Premium Sealer** by More Care for the porcelain tile/natural stone/ decorative product, as supplied by Estudio Group LLC.
- D. Protect all floor installation from general traffic for at least three days after grouting has been completed.

Warning: Finishes: *Porcelain tile/Natural stone/Decorative products as supplied by Estudio Group LLC are natural and manufactured materials. Variation is inherent in shade, texture and finish.*



Consulting and Business Services

- Product Development
- Sales Team and Staff Development
- Product Knowledge
- Inspection and Jobsite Review



Green Building Services

- Sustainability Training
- Green Product Development
- Inspection Services
- Project and Building Review



Accessibility and Aging in Place

- Americans with Disabilities Act (ADA) Review
- Universal Design Consulting
- Living and Aging in Place Product Recommendation
- Accessibility Product Development





National Education Sponsor:



Protecto Wrap Company

- Crack Isolation • Sound Control
 - Waterproofing Membrane
- www.protectowrap.com

Allied Agency:



- Linear Drains • Waterproofing
- Crack Isolation



- Adhesives • Grouts
- Self Leveling

Profiles

- Transitions • Decoratives

Materials Agency:



- Marble • Limestone
- Travertine

Latin Accents Handcrafted Tile

- Porcelain • Ceramic

Renaciente Leather • Tile • Furniture Wood Collection

Tile By Design

- Tile • Glass • Stone

Hardware Agency:



- Soap Dish • Shelves
- Niches

Pedestal Systems

- Specialty Tools

Hollspa

- Benches • Seats
- Accessibility

Preformed Niches

- Shower Pans • Grab Bars

Green Product Solutions

- **Scienza:** Custom Recycled Glass, Counters, Tabletops, and Accessories
- **Reclaimery:** Reclaimed, Thermal Wood, and Reclaimed Products
- Engineered: Concrete, Terrazzo, Quartz
 - Coverings: Recycled Leather, Cork, and Hardwood
 - Coatings: Cool Roof, Sealers, and Fire Protection



Creative Finishes Solutions

- Custom Murals, Inlays, and Liners
- **Melange:** Custom Hardwood, Leather, and Materials
- Finishes: Natural Stone, Porcelain, Masonry
 - Decoratives: Glass, Metals, and Handcrafted Tile
- Specialty: Accessibility, Allied Products and Bath Accessories

Training

- Continuing Education: AIA and IDCEC Provider
- Product Knowledge and Training
- Sustainability and Barrier-free



Consulting

- Product Development and Technical Services
- Agency Representative
- Green and Accessibility

